

**Return of Private Foundation**

or Section 4947(a)(1) Trust Treated as Private Foundation

▶ Do not enter social security numbers on this form as it may be made public.  
▶ Go to [www.irs.gov/Form990PF](http://www.irs.gov/Form990PF) for instructions and the latest information.

**2021**

Open to Public Inspection

Form **990-PF**

Department of the Treasury  
Internal Revenue Service

For calendar year 2021 or tax year beginning

, and ending

Name of foundation <b>THE CONRAD PREBYS FOUNDATION</b>		A Employer identification number <b>20-3216993</b>
Number and street (or P.O. box number if mail is not delivered to street address) <b>1660 HOTEL CIRCLE NORTH, SUITE 710</b>	Room/suite	B Telephone number <b>619-860-2101</b>
City or town, state or province, country, and ZIP or foreign postal code <b>SAN DIEGO, CA 92108</b>		C If exemption application is pending, check here ... <input type="checkbox"/>
G Check all that apply: <input type="checkbox"/> Initial return <input type="checkbox"/> Initial return of a former public charity <input type="checkbox"/> Final return <input type="checkbox"/> Amended return <input type="checkbox"/> Address change <input type="checkbox"/> Name change		D 1. Foreign organizations, check here ... <input type="checkbox"/> 2. Foreign organizations meeting the 85% test, check here and attach computation ... <input type="checkbox"/>
H Check type of organization: <input checked="" type="checkbox"/> Section 501(c)(3) exempt private foundation <input type="checkbox"/> Section 4947(a)(1) nonexempt charitable trust <input type="checkbox"/> Other taxable private foundation		E If private foundation status was terminated under section 507(b)(1)(A), check here ... <input type="checkbox"/>
I Fair market value of all assets at end of year (from Part II, col. (c), line 16) ▶ \$ <b>1,236,041,240.</b>	J Accounting method: <input checked="" type="checkbox"/> Cash <input type="checkbox"/> Accrual <input type="checkbox"/> Other (specify) _____	F If the foundation is in a 60-month termination under section 507(b)(1)(B), check here ... <input type="checkbox"/>

Part I Analysis of Revenue and Expenses (The total of amounts in columns (b), (c), and (d) may not necessarily equal the amounts in column (a).)		(a) Revenue and expenses per books	(b) Net investment income	(c) Adjusted net income	(d) Disbursements for charitable purposes (cash basis only)
1 Contributions, gifts, grants, etc., received				N/A	
2 Check <input checked="" type="checkbox"/> if the foundation is not required to attach Sch. B					
3 Interest on savings and temporary cash investments					
4 Dividends and interest from securities		17,147,146.	17,058,429.		STATEMENT 1
5a Gross rents		72,734,211.	72,734,211.		STATEMENT 2
b Net rental income or (loss) -12996172.					STATEMENT 3
6a Net gain or (loss) from sale of assets not on line 10		651,198,134.			
b Gross sales price for all assets on line 6a 1730852838.					
7 Capital gain net income (from Part IV, line 2)			651,198,134.		
8 Net short-term capital gain					
9 Income modifications					
10a Gross sales less returns and allowances					
b Less: Cost of goods sold					
c Gross profit or (loss)					
11 Other income		1,055,712.	23,392.		STATEMENT 4
12 Total. Add lines 1 through 11		742,135,203.	741,014,166.		
13 Compensation of officers, directors, trustees, etc.		0.	0.		0.
14 Other employee salaries and wages		775,491.	581,091.		194,400.
15 Pension plans, employee benefits		7,848.	5,798.		2,050.
16a Legal fees STMT 5		1,504,460.	752,230.		752,230.
b Accounting fees STMT 6		201,633.	100,817.		100,817.
c Other professional fees STMT 7		1,030,465.	797,356.		233,108.
17 Interest		35,050,434.	35,050,434.		0.
18 Taxes STMT 8		17,737,915.	8,719,514.		16,401.
19 Depreciation and depletion		13,975,623.	13,975,623.		
20 Occupancy		39,521.	29,614.		9,907.
21 Travel, conferences, and meetings		1,815.	568.		1,247.
22 Printing and publications					
23 Other expenses STMT 9		28,186,684.	28,112,546.		39,137.
24 Total operating and administrative expenses. Add lines 13 through 23		98,511,889.	88,125,591.		1,349,297.
25 Contributions, gifts, grants paid		43,188,837.			43,188,837.
26 Total expenses and disbursements. Add lines 24 and 25		141,700,726.	88,125,591.		44,538,134.
27 Subtract line 26 from line 12:					
a Excess of revenue over expenses and disbursements		600,434,477.			
b Net investment income (if negative, enter -0-)			652,888,575.		
c Adjusted net income (if negative, enter -0-)				N/A	

Part II Balance Sheets	Attached schedules and amounts in the description column should be for end-of-year amounts only.	Beginning of year	End of year	
		(a) Book Value	(b) Book Value	(c) Fair Market Value
Assets	1 Cash - non-interest-bearing	107,817,878.	58,814,819.	58,814,819.
	2 Savings and temporary cash investments			
	3 Accounts receivable			
	Less: allowance for doubtful accounts			
	4 Pledges receivable			
	Less: allowance for doubtful accounts			
	5 Grants receivable			
	6 Receivables due from officers, directors, trustees, and other disqualified persons			
	7 Other notes and loans receivable			
	Less: allowance for doubtful accounts			
	8 Inventories for sale or use			
	9 Prepaid expenses and deferred charges			
	10a Investments - U.S. and state government obligations	24,150,615.	0.	0.
	b Investments - corporate stock	63,035,776.	0.	0.
	c Investments - corporate bonds			
	11 Investments - land, buildings, and equipment: basis	30,086,138.		
Less: accumulated depreciation	STMT 10 3,131,060.	904,744,925.	26,955,078.	31,000,000.
12 Investments - mortgage loans				
13 Investments - other	STMT 11 0.	1182682380.	1143736770.	
14 Land, buildings, and equipment: basis	110,900.			
Less: accumulated depreciation	STMT 12 54,273.	81,571.	56,627.	56,627.
15 Other assets (describe)	STATEMENT 13 6,560,841.	6,584,233.	2,433,024.	
16 Total assets (to be completed by all filers - see the instructions. Also, see page 1, item I)		1106391606.	1275093137.	1236041240.
Liabilities	17 Accounts payable and accrued expenses			
	18 Grants payable			
	19 Deferred revenue			
	20 Loans from officers, directors, trustees, and other disqualified persons			
	21 Mortgages and other notes payable	426,757,161.		
22 Other liabilities (describe)	STATEMENT 14 5,558,442.	582,657.		
23 Total liabilities (add lines 17 through 22)		432,315,603.	582,657.	
Net Assets or Fund Balances	Foundations that follow FASB ASC 958, check here	<input type="checkbox"/>		
	and complete lines 24, 25, 29, and 30.			
	24 Net assets without donor restrictions			
	25 Net assets with donor restrictions			
	Foundations that do not follow FASB ASC 958, check here	<input checked="" type="checkbox"/>		
	and complete lines 26 through 30.			
	26 Capital stock, trust principal, or current funds		0.	0.
27 Paid-in or capital surplus, or land, bldg., and equipment fund		0.	0.	
28 Retained earnings, accumulated income, endowment, or other funds		674,076,003.	1274510480.	
29 Total net assets or fund balances		674,076,003.	1274510480.	
30 Total liabilities and net assets/fund balances		1106391606.	1275093137.	

Part III Analysis of Changes in Net Assets or Fund Balances

1 Total net assets or fund balances at beginning of year - Part II, column (a), line 29 (must agree with end-of-year figure reported on prior year's return)	1	674,076,003.
2 Enter amount from Part I, line 27a	2	600,434,477.
3 Other increases not included in line 2 (itemize)	3	0.
4 Add lines 1, 2, and 3	4	1274510480.
5 Decreases not included in line 2 (itemize)	5	0.
6 Total net assets or fund balances at end of year (line 4 minus line 5) - Part II, column (b), line 29	6	1274510480.

**Part IV Capital Gains and Losses for Tax on Investment Income**

(a) List and describe the kind(s) of property sold (for example, real estate, 2-story brick warehouse; or common stock, 200 shs. MLC Co.)		(b) How acquired P - Purchase D - Donation	(c) Date acquired (mo., day, yr.)	(d) Date sold (mo., day, yr.)
1a				
b	<b>SEE ATTACHED STATEMENT</b>			
c				
d				
e				
(e) Gross sales price	(f) Depreciation allowed (or allowable)	(g) Cost or other basis plus expense of sale	(h) Gain or (loss) ((e) plus (f) minus (g))	
a				
b				
c				
d				
e	1,730,852,838.	106,587,858.	1,186,242,562.	651,198,134.
Complete only for assets showing gain in column (h) and owned by the foundation on 12/31/69.				(l) Gains (Col. (h) gain minus col. (k), but not less than -0-) or Losses (from col. (h))
(i) FMV as of 12/31/69	(j) Adjusted basis as of 12/31/69	(k) Excess of col. (i) over col. (j), if any		
a				
b				
c				
d				
e			651,198,134.	
2	Capital gain net income or (net capital loss) { If gain, also enter in Part I, line 7 If (loss), enter -0- in Part I, line 7		2	651,198,134.
3	Net short-term capital gain or (loss) as defined in sections 1222(5) and (6): If gain, also enter in Part I, line 8, column (c). See instructions. If (loss), enter -0- in Part I, line 8		3	N/A

**Part V Excise Tax Based on Investment Income (Section 4940(a), 4940(b), or 4948 - see instructions)**

1a	Exempt operating foundations described in section 4940(d)(2), check here <input type="checkbox"/> and enter "N/A" on line 1. Date of ruling or determination letter: _____ (attach copy of letter if necessary - see instructions)		1	9,075,151.
b	All other domestic foundations enter 1.39% (0.0139) of line 27b. Exempt foreign organizations, enter 4% (0.04) of Part I, line 12, col. (b)			
2	Tax under section 511 (domestic section 4947(a)(1) trusts and taxable foundations only; others, enter -0-)		2	0.
3	Add lines 1 and 2		3	9,075,151.
4	Subtitle A (income) tax (domestic section 4947(a)(1) trusts and taxable foundations only; others, enter -0-)		4	0.
5	<b>Tax based on investment income.</b> Subtract line 4 from line 3. If zero or less, enter -0-		5	9,075,151.
6	Credits/Payments:			
a	2021 estimated tax payments and 2020 overpayment credited to 2021	6a	9,200,726.	
b	Exempt foreign organizations - tax withheld at source	6b	0.	
c	Tax paid with application for extension of time to file (Form 8868)	6c	0.	
d	Backup withholding erroneously withheld	6d	0.	
7	Total credits and payments. Add lines 6a through 6d		7	9,200,726.
8	Enter any penalty for underpayment of estimated tax. Check here <input checked="" type="checkbox"/> if Form 2220 is attached		8	0.
9	<b>Tax due.</b> If the total of lines 5 and 8 is more than 7, enter amount owed		9	
10	<b>Overpayment.</b> If line 7 is more than the total of lines 5 and 8, enter the amount overpaid		10	125,575.
11	Enter the amount of line 10 to be: Credited to 2022 estimated tax <input type="checkbox"/> 125,575.   Refunded <input type="checkbox"/>		11	0.

Part VI-A Statements Regarding Activities

1a During the tax year, did the foundation attempt to influence any national, state, or local legislation or did it participate or intervene in any political campaign?
1b Did it spend more than \$100 during the year (either directly or indirectly) for political purposes?
1c Did the foundation file Form 1120-POL for this year?
2 Has the foundation engaged in any activities that have not previously been reported to the IRS?
3 Has the foundation made any changes, not previously reported to the IRS, in its governing instrument, articles of incorporation, or bylaws, or other similar instruments?
4a Did the foundation have unrelated business gross income of \$1,000 or more during the year?
4b If "Yes," has it filed a tax return on Form 990-T for this year?
5 Was there a liquidation, termination, dissolution, or substantial contraction during the year?
6 Are the requirements of section 508(e) (relating to sections 4941 through 4945) satisfied either:
7 Did the foundation have at least \$5,000 in assets at any time during the year?
8a Enter the states to which the foundation reports or with which it is registered. See instructions.
8b If the answer is "Yes" to line 7, has the foundation furnished a copy of Form 990-PF to the Attorney General (or designate) of each state as required by General Instruction G?
9 Is the foundation claiming status as a private operating foundation within the meaning of section 4942(j)(3) or 4942(j)(5) for calendar year 2021 or the tax year beginning in 2021?
10 Did any persons become substantial contributors during the tax year?
11 At any time during the year, did the foundation, directly or indirectly, own a controlled entity within the meaning of section 512(b)(13)?
12 Did the foundation make a distribution to a donor advised fund over which the foundation or a disqualified person had advisory privileges?
13 Did the foundation comply with the public inspection requirements for its annual returns and exemption application?
14 The books are in care of THE FOUNDATION Telephone no. 619-860-2101 Located at 1660 HOTEL CIRCLE NORTH, SUITE 710, SAN DIEGO, CA ZIP+4 92108
15 Section 4947(a)(1) nonexempt charitable trusts filing Form 990-PF in lieu of Form 1041 - check here and enter the amount of tax-exempt interest received or accrued during the year 15 N/A
16 At any time during calendar year 2021, did the foundation have an interest in or a signature or other authority over a bank, securities, or other financial account in a foreign country? See the instructions for exceptions and filing requirements for FinCEN Form 114. If "Yes," enter the name of the foreign country

Part VI-B Statements Regarding Activities for Which Form 4720 May Be Required

File Form 4720 if any item is checked in the "Yes" column, unless an exception applies.

Table with columns for question ID, Yes, and No. Rows include 1a(1) through 4b, with 'X' marks in the 'No' column for 1a(1), 1a(2), 1a(3), 1a(4), 1a(5), 1a(6), 1d, 2a, 3a, 4a, and 4b. Some rows are marked 'N/A'.

**Part VI-B Statements Regarding Activities for Which Form 4720 May Be Required** (continued)

	Yes	No
<b>5a</b> During the year, did the foundation pay or incur any amount to:		
(1) Carry on propaganda, or otherwise attempt to influence legislation (section 4945(e))?		X
(2) Influence the outcome of any specific public election (see section 4955); or to carry on, directly or indirectly, any voter registration drive?		X
(3) Provide a grant to an individual for travel, study, or other similar purposes?		X
(4) Provide a grant to an organization other than a charitable, etc., organization described in section 4945(d)(4)(A)? See instructions		X
(5) Provide for any purpose other than religious, charitable, scientific, literary, or educational purposes, or for the prevention of cruelty to children or animals?		X
<b>b</b> If any answer is "Yes" to 5a(1)-(5), did any of the transactions fail to qualify under the exceptions described in Regulations section 53.4945 or in a current notice regarding disaster assistance? See instructions	N/A	
<b>c</b> Organizations relying on a current notice regarding disaster assistance, check here	<input type="checkbox"/>	
<b>d</b> If the answer is "Yes" to question 5a(4), does the foundation claim exemption from the tax because it maintained expenditure responsibility for the grant? If "Yes," attach the statement required by Regulations section 53.4945-5(d).	N/A	
<b>6a</b> Did the foundation, during the year, receive any funds, directly or indirectly, to pay premiums on a personal benefit contract?		X
<b>b</b> Did the foundation, during the year, pay premiums, directly or indirectly, on a personal benefit contract? If "Yes" to 6b, file Form 8870.		X
<b>7a</b> At any time during the tax year, was the foundation a party to a prohibited tax shelter transaction?		X
<b>b</b> If "Yes," did the foundation receive any proceeds or have any net income attributable to the transaction?	N/A	
<b>8</b> Is the foundation subject to the section 4960 tax on payment(s) of more than \$1,000,000 in remuneration or excess parachute payment(s) during the year?		X

**Part VII Information About Officers, Directors, Trustees, Foundation Managers, Highly Paid Employees, and Contractors**

**1 List all officers, directors, trustees, and foundation managers and their compensation.**

(a) Name and address	(b) Title, and average hours per week devoted to position	(c) Compensation (If not paid, enter -0-)	(d) Contributions to employee benefit plans and deferred compensation	(e) Expense account, other allowances
SEE STATEMENT 17		0.	0.	0.

**2 Compensation of five highest-paid employees (other than those included on line 1). If none, enter "NONE."**

(a) Name and address of each employee paid more than \$50,000	(b) Title, and average hours per week devoted to position	(c) Compensation	(d) Contributions to employee benefit plans and deferred compensation	(e) Expense account, other allowances
ANN HILL - 1660 HOTEL CIRCLE NORTH, SUITE 710, SAN DIEGO, CA 92108	INTERIM EXECUTIVE DIRECTOR 40.00	256,667.	0.	0.
EDWARD D DAWSON - 1660 HOTEL CIRCLE NORTH, SUITE 710, SAN DIEGO, CA	EXECUTIVE DIRECTOR 40.00	180,578.	0.	0.
ERIN DECKER - 1660 HOTEL CIRCLE NORTH, SUITE 710, SAN DIEGO, CA	DIRECTOR OF GRANTMAKING 40.00	132,600.	0.	0.
NIKKI PHAIR - 1660 HOTEL CIRCLE NORTH, SUITE 710, SAN DIEGO, CA	DIRECTOR OF OPERATIONS 40.00	126,875.	0.	0.
ALEXANDRA KRITCHEVSKY - 1660 HOTEL CIRCLE NORTH, SUITE 710, SAN DIEGO,	PROGRAM OFFICER 40.00	60,471.	0.	0.
<b>Total</b> number of other employees paid over \$50,000				0

Part VII Information About Officers, Directors, Trustees, Foundation Managers, Highly Paid Employees, and Contractors (continued)

3 Five highest-paid independent contractors for professional services. If none, enter "NONE."

Table with 3 columns: (a) Name and address of each person paid more than \$50,000, (b) Type of service, (c) Compensation. Includes entries for Andrew Singer, DLA Piper, LLC, Higgs Fletcher & Mack LLP, Morrison & Foerester LLP, and Open Impact.

Part VIII-A Summary of Direct Charitable Activities

Table with 2 columns: Description of activities and Expenses. Row 1 contains 'N/A'.

Part VIII-B Summary of Program-Related Investments

Table with 2 columns: Description of investments and Amount. Row 1 contains 'N/A'. Includes a section for 'All other program-related investments'.

Total. Add lines 1 through 3 0.

**Part IX Minimum Investment Return** (All domestic foundations must complete this part. Foreign foundations, see instructions.)

1 Fair market value of assets not used (or held for use) directly in carrying out charitable, etc., purposes:			
a	Average monthly fair market value of securities .....	1a	386,082,833.
b	Average of monthly cash balances .....	1b	201,657,912.
c	Fair market value of all other assets (see instructions) .....	1c	839,465,647.
d	<b>Total</b> (add lines 1a, b, and c) .....	1d	1,427,206,392.
e	Reduction claimed for blockage or other factors reported on lines 1a and 1c (attach detailed explanation) .....	1e	0.
2	Acquisition indebtedness applicable to line 1 assets .....	2	276,737,149.
3	Subtract line 2 from line 1d .....	3	1,150,469,243.
4	Cash deemed held for charitable activities. Enter 1.5% (0.015) of line 3 (for greater amount, see instructions) .....	4	17,257,039.
5	<b>Net value of noncharitable-use assets.</b> Subtract line 4 from line 3 .....	5	1,133,212,204.
6	<b>Minimum investment return.</b> Enter 5% (0.05) of line 5 .....	6	56,660,610.

**Part X Distributable Amount** (see instructions) (Section 4942(j)(3) and (j)(5) private operating foundations and certain foreign organizations, check here  and do not complete this part.)

1	Minimum investment return from Part IX, line 6 .....	1	56,660,610.
2a	Tax on investment income for 2021 from Part V, line 5 .....	2a	9,075,151.
b	Income tax for 2021. (This does not include the tax from Part V.) .....	2b	215,355.
c	Add lines 2a and 2b .....	2c	9,290,506.
3	Distributable amount before adjustments. Subtract line 2c from line 1 .....	3	47,370,104.
4	Recoveries of amounts treated as qualifying distributions .....	4	0.
5	Add lines 3 and 4 .....	5	47,370,104.
6	Deduction from distributable amount (see instructions) .....	6	0.
7	<b>Distributable amount</b> as adjusted. Subtract line 6 from line 5. Enter here and on Part XII, line 1 .....	7	47,370,104.

**Part XI Qualifying Distributions** (see instructions)


1 Amounts paid (including administrative expenses) to accomplish charitable, etc., purposes:			
a	Expenses, contributions, gifts, etc. - total from Part I, column (d), line 26 .....	1a	44,538,134.
b	Program-related investments - total from Part VIII-B .....	1b	0.
2	Amounts paid to acquire assets used (or held for use) directly in carrying out charitable, etc., purposes .....	2	
3	Amounts set aside for specific charitable projects that satisfy the:		
a	Suitability test (prior IRS approval required) .....	3a	
b	Cash distribution test (attach the required schedule) .....	3b	
4	<b>Qualifying distributions.</b> Add lines 1a through 3b. Enter here and on Part XII, line 4 .....	4	44,538,134.

Form 990-PF (2021)



**Part XII** Undistributed Income (see instructions)

	(a) Corpus	(b) Years prior to 2020	(c) 2020	(d) 2021
1 Distributable amount for 2021 from Part X, line 7				47,370,104.
2 Undistributed income, if any, as of the end of 2021:				
a Enter amount for 2020 only			43,202,692.	
b Total for prior years:		0.		
3 Excess distributions carryover, if any, to 2021:				
a From 2016				
b From 2017				
c From 2018				
d From 2019				
e From 2020				
f Total of lines 3a through e	0.			
4 Qualifying distributions for 2021 from Part XI, line 4: ▶ \$ 44,538,134.				
a Applied to 2020, but not more than line 2a			43,202,692.	
b Applied to undistributed income of prior years (Election required - see instructions)		0.		
c Treated as distributions out of corpus (Election required - see instructions)	0.			
d Applied to 2021 distributable amount				1,335,442.
e Remaining amount distributed out of corpus	0.			
5 Excess distributions carryover applied to 2021 (If an amount appears in column (d), the same amount must be shown in column (a).)	0.			0.
6 Enter the net total of each column as indicated below:				
a Corpus. Add lines 3f, 4c, and 4e. Subtract line 5	0.			
b Prior years' undistributed income. Subtract line 4b from line 2b		0.		
c Enter the amount of prior years' undistributed income for which a notice of deficiency has been issued, or on which the section 4942(a) tax has been previously assessed		0.		
d Subtract line 6c from line 6b. Taxable amount - see instructions		0.		
e Undistributed income for 2020. Subtract line 4a from line 2a. Taxable amount - see instr.			0.	
f Undistributed income for 2021. Subtract lines 4d and 5 from line 1. This amount must be distributed in 2022				46,034,662.
7 Amounts treated as distributions out of corpus to satisfy requirements imposed by section 170(b)(1)(F) or 4942(g)(3) (Election may be required - see instructions)	0.			
8 Excess distributions carryover from 2016 not applied on line 5 or line 7	0.			
9 Excess distributions carryover to 2022. Subtract lines 7 and 8 from line 6a	0.			
10 Analysis of line 9:				
a Excess from 2017				
b Excess from 2018				
c Excess from 2019				
d Excess from 2020				
e Excess from 2021				




**Part XIII Private Operating Foundations** (see instructions and Part VI-A, question 9) N/A

**1 a** If the foundation has received a ruling or determination letter that it is a private operating foundation, and the ruling is effective for 2021, enter the date of the ruling ▶

**b** Check box to indicate whether the foundation is a private operating foundation described in section  4942(j)(3) or  4942(j)(5)

	Tax year				(e) Total
	(a) 2021	(b) 2020	(c) 2019	(d) 2018	
<b>2 a</b> Enter the lesser of the adjusted net income from Part I or the minimum investment return from Part IX for each year listed					
<b>b</b> 85% (0.85) of line 2a					
<b>c</b> Qualifying distributions from Part XI, line 4, for each year listed					
<b>d</b> Amounts included in line 2c not used directly for active conduct of exempt activities					
<b>e</b> Qualifying distributions made directly for active conduct of exempt activities. Subtract line 2d from line 2c					
<b>3</b> Complete 3a, b, or c for the alternative test relied upon:					
<b>a</b> "Assets" alternative test - enter:					
<b>(1)</b> Value of all assets					
<b>(2)</b> Value of assets qualifying under section 4942(j)(3)(B)(i)					
<b>b</b> "Endowment" alternative test - enter 2/3 of minimum investment return shown in Part IX, line 6, for each year listed					
<b>c</b> "Support" alternative test - enter:					
<b>(1)</b> Total support other than gross investment income (interest, dividends, rents, payments on securities loans (section 512(a)(5)), or royalties)					
<b>(2)</b> Support from general public and 5 or more exempt organizations as provided in section 4942(j)(3)(B)(iii)					
<b>(3)</b> Largest amount of support from an exempt organization					
<b>(4)</b> Gross investment income					



**Part XIV Supplementary Information (Complete this part only if the foundation had \$5,000 or more in assets at any time during the year-see instructions.)**

**1 Information Regarding Foundation Managers:**  
**a** List any managers of the foundation who have contributed more than 2% of the total contributions received by the foundation before the close of any tax year (but only if they have contributed more than \$5,000). (See section 507(d)(2).)

NONE

**b** List any managers of the foundation who own 10% or more of the stock of a corporation (or an equally large portion of the ownership of a partnership or other entity) of which the foundation has a 10% or greater interest.

NONE

**2 Information Regarding Contribution, Grant, Gift, Loan, Scholarship, etc., Programs:**  
 Check here  if the foundation only makes contributions to preselected charitable organizations and does not accept unsolicited requests for funds. If the foundation makes gifts, grants, etc., to individuals or organizations under other conditions, complete items 2a, b, c, and d.

**a** The name, address, and telephone number or email address of the person to whom applications should be addressed:

**SEE STATEMENT 18**

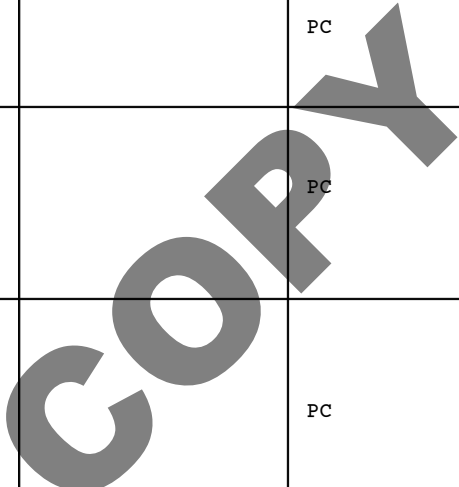
**b** The form in which applications should be submitted and information and materials they should include:

**c** Any submission deadlines:

**d** Any restrictions or limitations on awards, such as by geographical areas, charitable fields, kinds of institutions, or other factors:

**Part XIV** Supplementary Information (continued)

3 Grants and Contributions Paid During the Year or Approved for Future Payment				
Recipient	If recipient is an individual, show any relationship to any foundation manager or substantial contributor	Foundation status of recipient	Purpose of grant or contribution	Amount
Name and address (home or business)				
<b>a Paid during the year</b>				
A REASON TO SURVIVE 200 EAST 12TH STREET NATIONAL CITY, CA 91950		PC	ARTS MARKET MAKEOVERS	30,000.
A STEP BEYOND 340 N. ESCONDIDO BLVD ESCONDIDO, CA 92025		PC	CREATIVE YOUTH DEVELOPMENT	25,000.
AGUA HEDIONDA LAGOON FOUNDATION 1580 CANNON RD. CARLSBAD, CA 92008		PC	RAPTOR RIDGE	15,000.
ARMED SERVICES YMCA OF THE USA-SAN DIEGO CHAPTER 3293 SANTO ROAD SAN DIEGO, CA 92124		PC	YOUTH DEVELOPMENT PROGRAMS	20,000.
ARMS WIDE OPEN 237 EAST MAIN STREET EL CAJON, CA 92020		PC	PERFORMING ARTS PROGRAMS FOR PEOPLE WITH DISABILITIES	20,000.
<b>Total</b>	<b>SEE CONTINUATION SHEET(S)</b>			<b>43,188,837.</b>
<b>b Approved for future payment</b>				
NONE				
<b>Total</b>				<b>0.</b>





**Part XVI Information Regarding Transfers to and Transactions and Relationships With Noncharitable Exempt Organizations**

		Yes	No
<b>1</b>	Did the organization directly or indirectly engage in any of the following with any other organization described in section 501(c) (other than section 501(c)(3) organizations) or in section 527, relating to political organizations?		
<b>a</b>	Transfers from the reporting foundation to a noncharitable exempt organization of:		
	(1) Cash .....	1a(1)	X
	(2) Other assets .....	1a(2)	X
<b>b</b>	Other transactions:		
	(1) Sales of assets to a noncharitable exempt organization .....	1b(1)	X
	(2) Purchases of assets from a noncharitable exempt organization .....	1b(2)	X
	(3) Rental of facilities, equipment, or other assets .....	1b(3)	X
	(4) Reimbursement arrangements .....	1b(4)	X
	(5) Loans or loan guarantees .....	1b(5)	X
	(6) Performance of services or membership or fundraising solicitations .....	1b(6)	X
<b>c</b>	Sharing of facilities, equipment, mailing lists, other assets, or paid employees .....	1c	X
<b>d</b>	If the answer to any of the above is "Yes," complete the following schedule. Column (b) should always show the fair market value of the goods, other assets, or services given by the reporting foundation. If the foundation received less than fair market value in any transaction or sharing arrangement, show in column (d) the value of the goods, other assets, or services received.		

(a) Line no.	(b) Amount involved	(c) Name of noncharitable exempt organization	(d) Description of transfers, transactions, and sharing arrangements
		N/A	

**2a** Is the foundation directly or indirectly affiliated with, or related to, one or more tax-exempt organizations described in section 501(c) (other than section 501(c)(3)) or in section 527?  Yes  No

**b** If "Yes," complete the following schedule.

(a) Name of organization	(b) Type of organization	(c) Description of relationship
N/A		

**Sign Here** Under penalties of perjury, I declare that I have examined this return, including accompanying schedules and statements, and to the best of my knowledge and belief, it is true, correct, and complete. Declaration of preparer (other than taxpayer) is based on all information of which preparer has any knowledge.

Signature of officer or trustee: \_\_\_\_\_ Date: \_\_\_\_\_ Title: **CFO**

May the IRS discuss this return with the preparer shown below? See instr.  Yes  No

<b>Paid Preparer Use Only</b>	Print/Type preparer's name <b>MARY H. MCGROARTY</b>	Preparer's signature	Date	Check <input type="checkbox"/> if self-employed	PTIN <b>P00735101</b>
	Firm's name <b>▶ LINDSAY &amp; BROWNELL, LLP</b>			Firm's EIN <b>▶ 33-0885895</b>	
	Firm's address <b>▶ 4225 EXECUTIVE SQUARE, SUITE 1150 LA JOLLA, CA 92037</b>			Phone no. <b>858 5589200</b>	

THE CONRAD PREBYS FOUNDATION

**Part IV** Capital Gains and Losses for Tax on Investment Income

(a) List and describe the kind(s) of property sold, e.g., real estate, 2-story brick warehouse; or common stock, 200 shs. MLC Co.	(b) How acquired P - Purchase D - Donation	(c) Date acquired (mo., day, yr.)	(d) Date sold (mo., day, yr.)
1a SALE OF RENTAL REAL ESTATE	D	11/11/20	08/26/21
b PUBLICLY TRADED SECURITIES			
c PUBLICLY TRADED SECURITIES			
d PUBLICLY TRADED SECURITIES			
e PUBLICLY TRADED SECURITIES			
f CAPITAL GAINS DIVIDENDS			
g			
h			
i			
j			
k			
l			
m			
n			
o			

(e) Gross sales price	(f) Depreciation allowed (or allowable)	(g) Cost or other basis plus expense of sale	(h) Gain or (loss) (e) plus (f) minus (g)
a 1,480,000,000.	106,587,858.	977,900,943.	608,686,915.
b 9,032,875.		8,623,167.	409,708.
c 175,142,180.		156,946,934.	18,195,246.
d 4,303,129.		4,295,619.	7,510.
e 37,900,000.		38,475,899.	-575,899.
f 24,474,654.			24,474,654.
g			
h			
i			
j			
k			
l			
m			
n			
o			

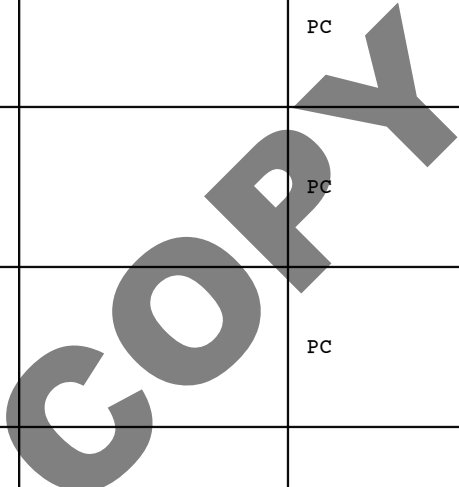
Complete only for assets showing gain in column (h) and owned by the foundation on 12/31/69			(l) Losses (from col. (h)) Gains (excess of col. (h) gain over col. (k), but not less than "-0-")
(i) F.M.V. as of 12/31/69	(j) Adjusted basis as of 12/31/69	(k) Excess of col. (i) over col. (j), if any	
a			608,686,915.
b			409,708.
c			18,195,246.
d			7,510.
e			-575,899.
f			24,474,654.
g			
h			
i			
j			
k			
l			
m			
n			
o			

2 Capital gain net income or (net capital loss) ..... { If gain, also enter in Part I, line 7 If (loss), enter "-0-" in Part I, line 7 } .....	2	651,198,134.
3 Net short-term capital gain or (loss) as defined in sections 1222(5) and (6): If gain, also enter in Part I, line 8, column (c). If (loss), enter "-0-" in Part I, line 8 .....	3	N/A

**Part XIV Supplementary Information**

**3 Grants and Contributions Paid During the Year (Continuation)**

Recipient Name and address (home or business)	If recipient is an individual, show any relationship to any foundation manager or substantial contributor	Foundation status of recipient	Purpose of grant or contribution	Amount
ART OF ELAN 6165 RADCLIFFE DR. SAN DIEGO, CA 92122		PC	YOUNG ARTISTS IN HARMONY MUSIC COMPOSITION PROGRAM	25,000.
ARTREACH 2210 COLUMBIA STREET SAN DIEGO, CA 92101		PC	GENERAL SUPPORT	15,000.
ARTS EDUCATION CONNECTION SAN DIEGO 4455 ALABAMA STREET, APT O SAN DIEGO, CA 92116		PC	RE-ENVISIONING ARTS FOR LEARNING SAN DIEGO	25,000.
AUTISM TREE PROJECT INC 4350 PACIFIC HIGHWAY, UNIT 1007 SAN DIEGO, CA 92110		PC	ATPF SUPPORTIVE SERVICES	20,000.
BACH COLLEGIUM SAN DIEGO 1475 CATALINA BLVD SAN DIEGO, CA 92107		PC	HANDEL'S MESSIAH FOR A NEW WORLD	25,000.
BALBOA ART CONSERVATION CENTER 1649 EL PRADO SAN DIEGO, CA 92101		PC	FELLOWSHIP IN PAPER CONSERVATION	25,000.
BALBOA PARK CULTURAL PARTNERSHIP 1549 EL PRADO, SUITE 4 SAN DIEGO, CA 92101		PC	A BRIGHT IDEA IN BALBOA PARK	75,000.
BARRIO LOGAN COLLEGE INSTITUTE 2114 NATIONAL AVENUE SAN DIEGO, CA 92113		PC	UNDERSERVED SAN DIEGO YOUTH	100,000.
BAYSIDE COMMUNITY CENTER 2202 COMSTOCK ST SAN DIEGO, CA 92111		PC	BAYSIDE ACADEMIC CLUB EXPANSION	36,000.
BIG BROTHERS BIG SISTERS OF SAN DIEGO COU 4305 UNIVERSITY AVENUE SUITE 590 SAN DIEGO, CA 92105		PC	MENTORING PROGRAMS FOR UNDERSERVED YOUTH	10,000.
<b>Total from continuation sheets</b>				<b>43,078,837.</b>



**Part XIV Supplementary Information**

**3 Grants and Contributions Paid During the Year (Continuation)**

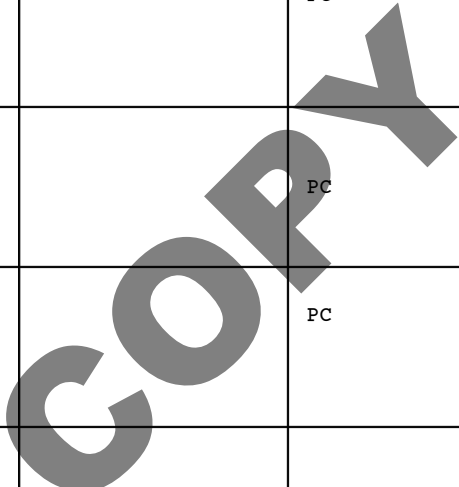
Recipient Name and address (home or business)	If recipient is an individual, show any relationship to any foundation manager or substantial contributor	Foundation status of recipient	Purpose of grant or contribution	Amount
BIOCOM INSTITUTE 10996 TORREYANA RD, SUITE 200 SAN DIEGO, CA 92121		PC	LIFE SCIENCE YOUNG LEADERS FELLOWSHIP PROGRAM	15,000.
BLUE HEART FOUNDATION INC 1/2 CAMINO PLAYA CARMEL SAN DIEGO, CA 92124		PC	YOUTH DEVELOPMENT	20,000.
BODHI TREE CONCERTS 2526 SNOWDROP STREET SAN DIEGO, CA 92105		PC	PANCHO RABBIT AND THE COYOTE - A NEW AMERICAN, BILINGUAL CHILDREN'S OPERA	10,000.
BOYS & GIRLS CLUB OF OCEANSIDE 401 COUNTRY CLUB LANE OCEANSIDE, CA 92054		PC	GENERAL OPERATING SUPPORT	50,000.
BOYS & GIRLS CLUB OF SAN MARCOS 1 POSITIVE PLACE SAN MARCOS, CA 92069		PC	DISTANCE LEARNING CENTER	50,000.
BOYS & GIRLS CLUB OF VISTA INC 410 W. CALIFORNIA AVE. VISTA, CA 92083		PC	BGCV YOUTH DEVELOPMENT	25,000.
BOYS & GIRLS CLUBS OF CARLSBAD 2730 BRESSI RANCH WAY CARLSBAD, CA 92009		PC	GENERAL OPERATING SUPPORT	50,000.
BOYS & GIRLS CLUBS OF EAST COUNTY 8820 TAMBERLY WAY SANTEE, CA 92071		PC	GENERAL OPERATING SUPPORT	250,000.
BOYS & GIRLS CLUBS OF GREATER SAN DIEGO 4635 CLAIREMONT MESA BOULEVARD SAN DIEGO, CA 92117		PC	HEALTHY LIFESTYLES	250,000.
BOYS & GIRLS CLUBS OF SAN DIEGUITO 533 LOMAS SANTA FE DR SOLANA BEACH, CA 92075		PC	FINANCIAL ASSISTANCE PROGRAM TO SUPPORT EXTENDED LEARNING OPPORTUNITIES	50,000.
<b>Total from continuation sheets</b> .....				



**Part XIV Supplementary Information**

**3 Grants and Contributions Paid During the Year (Continuation)**

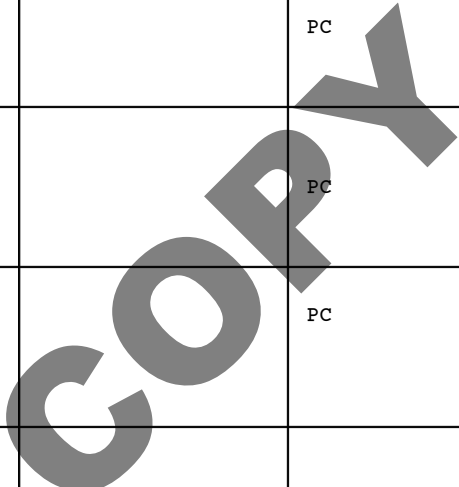
Recipient Name and address (home or business)	If recipient is an individual, show any relationship to any foundation manager or substantial contributor	Foundation status of recipient	Purpose of grant or contribution	Amount
BOYS TO MEN MENTORING NETWORK INC. 3322 SWEETWATER SPRINGS BLVD, SUITE 204 SPRING VALLEY, CA 91977		PC	VIRTUAL AND IN-SCHOOL GROUP MENTORING PROGRAM FOR AT-RISK TEEN BOYS	15,000.
CALIFORNIA CENTER FOR THE ARTS ESCONDIDO 340 N. ESCONDIDO BLVD. ESCONDIDO, CA 92025		PC	CALIFORNIA PERFORMING ARTS CONSERVATORY	50,000.
CALIFORNIA SCOTTISH RITE FOUNDATION 1895 CAMINO DEL RIO SOUTH SAN DIEGO, CA 92108		PC	SAN DIEGO RITECARE SPEECH LANGUAGE THERAPY PROGRAM	15,000.
CALIFORNIA STATE SAN MARCOS UNIVERSITY FO 333 S. TWIN OAKS VALLEY ROAD SAN MARCOS, CA 92096		PC	LAUNCHING A NEW INNOVATION HUB IN NORTH SAN DIEGO COUNTY	250,000.
CALIFORNIA WESTERN SCHOOL OF LAW 225 CEDAR ST. SAN DIEGO, CA 92101		PC	NEW MEDIA RIGHTS	25,000.
CAMARADA INC 325 WEST WASHINGTON STREET 2-163 SAN DIEGO, CA 92103		PC	UNSTOPPABLE SEASON ARTIST SALARIES & VENUE HOST RENTAL FEES FOR SIX CONCERT SERIES	15,000.
CASA DE AMISTAD 120 STEVENS AVENUE SOLANA BEACH, CA 92075		PC	STUDY COMPANIONS ONLINE/KINDER TO COLLEGE INITIATIVE	25,000.
CASA DE AMPARO 325 BUENA CREEK ROAD SAN MARCOS, CA 92069		PC	GENERAL OPERATING SUPPORT	50,000.
CATHOLIC CHARITIES, DIOCESE OF SAN DIEGO P.O. BOX 121831 SAN DIEGO, CA 92112-1831		PC	EMERGENCY FOOD DISTRIBUTION NETWORK PLUS (EFDN+)	25,000.
CENTER FOR COMMUNITY SOLUTIONS 4508 MISSION BAY DRIVE SAN DIEGO, CA 92109		PC	YOUTH ACTION	50,000.
<b>Total from continuation sheets</b>				



**Part XIV Supplementary Information**

**3 Grants and Contributions Paid During the Year (Continuation)**

Recipient Name and address (home or business)	If recipient is an individual, show any relationship to any foundation manager or substantial contributor	Foundation status of recipient	Purpose of grant or contribution	Amount
CENTER STAGE THEATRICAL PRODUCTIONS 243 SOUTH ESCONDIDO BOULEVARD ESCONDIDO, CA 92025		PC	EMPOWERING YOUTH THROUGH MUSICAL THEATRE	10,000.
CESAR CHAVEZ SERVICE CLUBS 1364 SOUTH 38TH STREET SAN DIEGO, CA 92113		PC	GENERAL OPERATING SUPPORT	25,000.
CLASSICS FOR KIDS INC 3740 FOURTH AVENUE SAN DIEGO, CA 92103		PC	EQUAL ACCESS TO MUSIC EDUCATION	10,000.
COMMUNITY HOUSINGWORKS 3111 CAMINO DEL RIO NORTH SAN DIEGO, CA 92108		PC	EQUITY IN ACADEMIC SUPPORTS FOR YOUTH IN AFFORDABLE HOUSING	50,000.
CONNECT FOUNDATION 9605 SCRANTON ROAD SAN DIEGO, CA 92121		PC	LIFE SCIENCES SPRINGBOARD & CAPITAL CONNECT	250,000.
COTA COLLABORATIONS TEACHERS AND ARTISTS 2825 DEWEY RD, STE 201 SAN DIEGO, CA 92106		PC	TEACHER INSTITUTES FOR CREATIVE TEACHING	20,000.
CRISIS HOUSE 9550 CUYAMACA STREET STE 101 SANTEE, CA 92071		PC	SAN DIEGO CAMP & YEAR-ROUND ACTIVITIES/MENTORSHIP	50,000.
CRISTO REY SAN DIEGO HIGH SCHOOL, INC. 3525 DEL MAR HEIGHTS ROAD SAN DIEGO, CA 92130		PC	GENERAL OPERATING SUPPORT	150,000.
CURA SMILES INC 3503 ETHAN ALLEN AVE. SAN DIEGO, CA 92117		PC	GENERAL OPERATING SUPPORT	25,000.
DIAMOND EDUCATIONAL EXCELLENCE PARTNERSHIP 404 EUCLID AVENUE SUITE 304 SAN DIEGO, CA 92114		PC	SUPER READERS AND SUPER TUESDAYS	23,000.
<b>Total from continuation sheets</b> .....				



**Part XIV Supplementary Information**

**3 Grants and Contributions Paid During the Year (Continuation)**

Recipient Name and address (home or business)	If recipient is an individual, show any relationship to any foundation manager or substantial contributor	Foundation status of recipient	Purpose of grant or contribution	Amount
DIVERSIONARY THEATRE/PRODUCTIONS, INC. 4545 PARK BLVD SAN DIEGO, CA 92104		PC	SECURING OUR FUTURE - A THEATRE ENHANCEMENT & SAFETY CAMPAIGN	50,000.
ELEMENTARY INSTITUTE OF SCIENCE 608 51ST STREET SAN DIEGO, CA 92114		PC	SAN DIEGO INSTITUTE OF SCIENCE & TECHNOLOGY - PHASE ONE	25,000.
EMILIO NARES FOUNDATION 2650 TRUXTUN ROAD, SUITE 202 SAN DIEGO, CA 92106		PC	RIDE WITH EMILIO	10,000.
EPISCOPAL COMMUNITY SERVICES (ECS) 401 MILE OF CARS WAY SUITE 350 NATIONAL CITY, CA 91950		PC	PARA LAS FAMILIAS	15,000.
ERIC PAREDES SAVE A LIFE FOUNDATION A CAL PMB 79, 2514 JAMACHA ROAD, SUITE 502 EL CAJON, CA 92019		PC	SMART HEARTS DON'T MISS A BEAT	10,000.
FAMILY HEALTH CENTERS OF SAN DIEGO, INC. 823 GATEWAY CENTER WAY SAN DIEGO, CA 92102		PC	TRANSLATIONAL SCIENCE AND INNOVATION	500,000.
FEEDING SAN DIEGO 9477 WAPLES STREET, SUITE 100 SAN DIEGO, CA 92121		PC	FEEDING KIDS INITIATIVE: SCHOOL PANTRY	100,000.
FERN STREET COMMUNITY ARTS INC 4265 FAIRMOUNT AVENUE, SUITE 120-B SAN DIEGO, CA 92105		PC	GENERAL OPERATING SUPPORT	25,000.
FIRST GEN SCHOLARS 1531 MASTERSON LANE SAN DIEGO, CA 92154		PC	COLLEGE TO CAREER PROGRAM	25,000.
FOUNDATION FOR GROSSMONT AND CUYAMACA COL 8800 GROSSMONT COLLEGE DRIVE EL CAJON, CA 92020		PC	ENSURING RETENTION AND SUCCESS OF COMMUNITY COLLEGE STUDENTS IN PANDEMIC TIMES	75,000.
<b>Total from continuation sheets</b>				

**Part XIV Supplementary Information**

**3 Grants and Contributions Paid During the Year (Continuation)**

Recipient Name and address (home or business)	If recipient is an individual, show any relationship to any foundation manager or substantial contributor	Foundation status of recipient	Purpose of grant or contribution	Amount
FRESH START SURGICAL GIFTS 2011 PALOMAR AIRPORT RD. SUITE 206 CARLSBAD, CA 92011		PC	SURGERY WEEKEND PROGRAM	15,000.
FRIENDS OF BALBOA PARK 2125 PARK BOULEVARD SAN DIEGO, CA 92101		PC	RESTORATION & PRESERVATION OF THE BALBOA PARK CAROUSEL AND BUILDING	100,000.
FRIENDS OF THE WATER CONSERVATION GARDEN 12122 CUYAMACA COLLEGE DRIVE WEST EL CAJON, CA 92019		PC	ACADEMIC ENRICHMENT PROGRAMS	19,500.
GASLAMP QUARTER HISTORICAL FOUNDATION 410 ISLAND AVE SAN DIEGO, CA 92101		PC	GENERAL OPERATING SUPPORT	75,000.
GIRL SCOUTS SAN DIEGO-IMPERIAL COUNCIL 1231 UPAS ST SAN DIEGO, CA 92103		PC	POWERING HER PROMISE: BUILDING STRONG LEADERS FOR OUR COMMUNITY	25,000.
GIRLS INC. OF SAN DIEGO COUNTY 2130 MONTCLAIR STREET SAN DIEGO, CA 92104		PC	INSPIRING GIRLS IN SAN DIEGO COUNTY TO BE STRONG, SMART AND BOLD	10,000.
HAUSMANN QUARTET FOUNDATION 4321 ARAGON WAY SAN DIEGO, CA 92115		PC	MIDDLE SCHOOL CHAMBER MUSIC INTENSIVE WITH THE HAUSMANN QUARTET	15,000.
HOME BASE RANCH, INC. 11464 PINEHURST DR LAKESIDE, CA 92040		PC	RANCH EQUIPMENT	20,000.
HOME START INC 5005 TEXAS STREET, SUITE 203 SAN DIEGO, CA 92108		PC	WORKFORCE DEVELOPMENT FOR YOUNG HOMELESS WOMEN IMPACTED BY COVID-19	30,000.
HOMEAID SAN DIEGO 6960 FLANDERS DRIVE SAN DIEGO, CA 92121		PC	HOMEAID WORKS PROGRAM	15,000.
<b>Total from continuation sheets</b>				

**Part XIV** Supplementary Information

**3 Grants and Contributions Paid During the Year (Continuation)**

Recipient Name and address (home or business)	If recipient is an individual, show any relationship to any foundation manager or substantial contributor	Foundation status of recipient	Purpose of grant or contribution	Amount
HORN OF AFRICA COMMUNITY 5296 UNIVERSITY AVENUE SAN DIEGO, CA 92105		PC	PRENATAL, WELL BABY, HEALTH ACCESS INITIATIVE	15,000.
HUBBS SEA WORLD RESEARCH INSTITUTE 2595 INGRAHAM ST SAN DIEGO, CA 92109		PC	UNDERSTANDING THE IMPACTS OF GLOBAL WARMING ON MARINE FISH SPECIES IN CALIFORNIA	25,000.
HUMAN BIOMOLECULAR RESEARCH INSTITUTE 6351 NANCY RIDGE DRIVE, SUITE B SAN DIEGO, CA 92121		PC	ERADICATION OF DRUG-RESISTANT PANCREATIC CANCER	200,000.
INDIANA UNIVERSITY FOUNDATION P.O. BOX 6460 INDIANAPOLIS, IN 46206-6460		PC	CONRAD T. PREBYS CENTENNIAL PERFORMANCE SERIES AT THE JACOBS SCHOOL OF MUSIC	1,700,000.
INFO LINE OF SAN DIEGO DBA 211 SAN DIEGO 3860 CALLE FORTUNADA, SUITE 101 SAN DIEGO, CA 92123		PC	COMMUNITY HEALTH PROGRAM	25,000.
INTERFAITH COMMUNITY SERVICES INC 550 W WASHINGTON AVE ESCONDIDO, CA 92025		PC	THE ABRAHAM & LILLIAN TURK RECUPERATIVE CARE CENTER	750,000.
J CRAIG VENTER INSTITUTE INC 4120 CAPRICORN LANE LA JOLLA, CA 92037		PC	CORONARY ARTERY DISEASE AND VIRAL DISEASE RESEARCH	1,567,595.
JACOBS CENTER FOR NEIGHBORHOOD INNOVATION 404 EUCLID AVENUE CHULA VISTA, CA 91913		PC	YOUTH DEVELOPMENT	25,000.
JULIAN CENTER FOR SCIENCE AND EDUCATION 18457 TALL PINE ROAD JULIAN, CA 92036		PC	ENDANGERED WOLF HEALTHCARE, FEEDING AND ENRICHMENT	60,000.
JUNIOR ACHIEVEMENT OF SAN DIEGO COUNTY 4756 MISSION GORGE PLACE SAN DIEGO, CA 92120		PC	EMPOWER THE FUTURE JA AMBASSADOR PROGRAM	25,000.
<b>Total from continuation sheets</b>				

**Part XIV Supplementary Information**

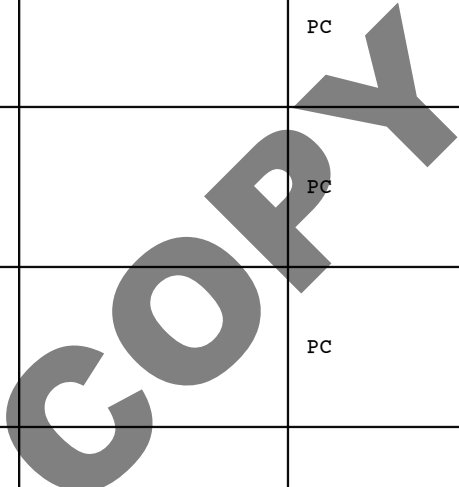
**3 Grants and Contributions Paid During the Year (Continuation)**

Recipient Name and address (home or business)	If recipient is an individual, show any relationship to any foundation manager or substantial contributor	Foundation status of recipient	Purpose of grant or contribution	Amount
JUST IN TIME FOR FOSTER YOUTH 4560 ALVARADO CANYON RD. 2G SAN DIEGO, CA 92120		PC	EXPANSION OF FINANCIAL FITNESS AND RISE TO RESILIENCE	150,000.
KIDS COLLEGE 261 AUTUMN DR S115 SAN MARCOS, CA 92069-2878		PC	FORTISSIMO ORCHESTRAL MUSIC PROGRAM	20,000.
KIPP SOCAL PUBLIC SCHOOLS 3601 E. 1ST ST LOS ANGELES, CA 90063		PC	GENERAL OPERATING SUPPORT	25,000.
KITCHENS FOR GOOD 404 EUCLID AVENUE SAN DIEGO, CA 92114		PC	OVERCOMING BARRIERS TO START CAREERS AND FIND SELF-SUFFICIENCY	50,000.
LA JOLLA INSTITUTE FOR IMMUNOLOGY 9420 ATHENA CIRCLE LA JOLLA, CA 92037		PC	GENOMIC AND DRUG RESEARCH	453,430.
LA JOLLA MUSIC SOCIETY 7600 FAY AVENUE LA JOLLA, CA 92037		PC	GENERAL OPERATING SUPPORT	300,000.
LAMB'S PLAYERS THEATRE 1142 ORANGE AVENUE CORONADO, CA 92118		PC	HVAC & FACILITY UPGRADE	312,200.
LAWRENCE FAMILY JEWISH COMMUNITY CENTERS 4126 EXECUTIVE DRIVE LA JOLLA, CA 92037		PC	EARLY CHILDHOOD & YOUTH PROGRAMS	25,000.
LEAGUE OF AMAZING PROGRAMMERS 12625 HIGH BLUFF DR #113 SAN DIEGO, CA 92130		PC	GENERAL OPERATING SUPPORT	41,812.
LEAH'S PANTRY, INC. 3019 MISSION STREET SAN FRANCISCO, CA 94110		PC	BARRIO BOTANY	30,000.
<b>Total from continuation sheets</b> .....				

**Part XIV Supplementary Information**

**3 Grants and Contributions Paid During the Year (Continuation)**

Recipient Name and address (home or business)	If recipient is an individual, show any relationship to any foundation manager or substantial contributor	Foundation status of recipient	Purpose of grant or contribution	Amount
LEWIS INSTRUMENTAL MUSIC ASSOCIATION 5170 GREENBRIER AVENUE SAN DIEGO, CA 92120		PC	GENERAL OPERATING SUPPORT	10,000.
LIBRARY ASSOCIATION OF LA JOLLA 1008 WALL STREET LA JOLLA, CA 92037		PC	INFRASTRUCTURE UPGRADES	250,000.
LICENSE TO FREEDOM 131 AVOCADO AVE EL CAJON, CA 92020		PC	AFGHAN CRISIS COUNSELING PROGRAM	170,000.
LITTLE FISH COMIC BOOK STUDIO INC 6822 B EL CAJON BLVD SAN DIEGO, CA 92115		PC	COMIC ART PROGRAMS IN OUR WORLD	7,500.
LIVING COAST DISCOVERY CENTER 1000 GUNPOWDER POINT DRIVE CHULA VISTA, CA 91910		PC	CARE AND CONSERVATION OF NATIVE WILDLIFE	15,000.
MAINLY MOZART INC 404 EUCLID AVENUE, STE 221 SAN DIEGO, CA 92114		PC	KEEPING LIVE MUSIC ALIVE	50,000.
MALASHOCK DANCE 2650 TRUXTUN ROAD STE 104 SAN DIEGO, CA 92106		PC	2020-2021 PERFORMANCE SEASON	25,000.
MANA DE SAN DIEGO 404 EUCLID AVENUE, SUITE 308 SAN DIEGO, CA 92114		PC	LATINA EDUCATION FOR UPWARD SOCIAL MOBILITY	38,000.
MEDIA ARTS CENTER SAN DIEGO 2039 29TH ST. SAN DIEGO, CA 92104		PC	TEEN PRODUCERS PROJECT	10,000.
METROPOLITAN AREA ADVISORY COMMITTEE ON A 1355 THIRD AVENUE CHULA VISTA, CA 91911		PC	CONNECT 2 SUCCESS (C2S) PROGRAM	150,000.
<b>Total from continuation sheets</b> .....				



**Part XIV Supplementary Information**

**3 Grants and Contributions Paid During the Year (Continuation)**

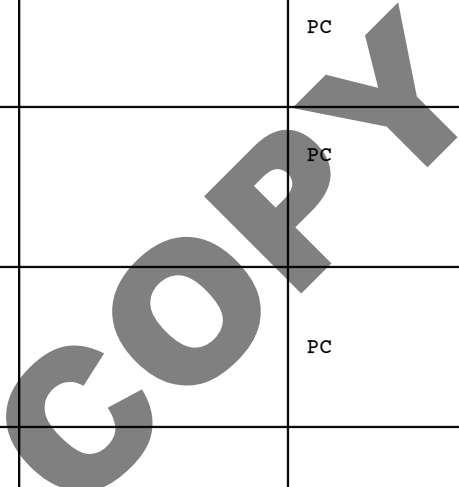
Recipient Name and address (home or business)	If recipient is an individual, show any relationship to any foundation manager or substantial contributor	Foundation status of recipient	Purpose of grant or contribution	Amount
MINGEI INTERNATIONAL, INC. 1439 EL PRADO SAN DIEGO, CA 92101-1617		PC	GENERAL OPERATING SUPPORT	500,000.
MISSION EDGE 2820 ROOSEVELT ROAD, SUITE 104 SAN DIEGO, CA 92106		PC	IGNITING NEW ENTREPRENEURIAL ECONOMIC ACTIVITY IN THE POST-COVID ECONOMY	150,000.
MISSION TRAILS REGIONAL PARK FOUNDATION ONE FATHER JUNIPERO SERRA TRAIL SAN DIEGO, CA 92119		PC	ENVIRONMENTAL EDUCATION PROGRAM	50,000.
MOHUMAN 11470 CYPRESS TERRACE PLACE SAN DIEGO, CA 92131		PC	PROJECT RISE UP	100,000.
MONARCH SCHOOL PROJECT 1625 NEWTON AVE SAN DIEGO, CA 92113		PC	OPERATING SUPPORT TO EDUCATE YOUTH EXPERIENCING HOMELESSNESS	150,000.
MOONLIGHT CULTURAL FOUNDATION 1400 VALE TERRACE DR, BLDG B VISTA, CA 92084		PC	MOONLIGHT AMPHITHEATRE TECHNICAL RETROFIT AND UPGRADE	75,000.
MUSEUM OF CONTEMPORARY ART SAN DIEGO 1100 KETTNER BLVD SAN DIEGO, CA 92101		PC	CONRAD PREBYS ROOM AT THE MUSEUM OF CONTEMPORARY ART SAN DIEGO	500,000.
NATIONAL CONFLICT RESOLUTION CENTER 530 B STREET, SUITE 1700 SAN DIEGO, CA 92101-4415		PC	GENERAL OPERATING SUPPORT	200,000.
NATIONAL UNIVERSITY 9388 LIGHTWAVE AVENUE SAN DIEGO, CA 92123		PC	SCHOLARS PROGRAM	250,000.
NEIGHBORHOOD HEALTHCARE 425 N. DATE ST. ESCONDIDO, CA 92025		PC	HYPERTENSION MANAGEMENT INITIATIVE	50,000.
<b>Total from continuation sheets</b>				



**Part XIV** Supplementary Information

**3 Grants and Contributions Paid During the Year (Continuation)**

Recipient Name and address (home or business)	If recipient is an individual, show any relationship to any foundation manager or substantial contributor	Foundation status of recipient	Purpose of grant or contribution	Amount
NEW VILLAGE ARTS INC 2787 STATE ST CARLSBAD, CA 92008		PC	NEW VILLAGE ARTS CENTER RENOVATION	250,000.
NILE SISTERS DEVELOPMENT INITIATIVE 5532 EL CAJON BLVD SAN DIEGO, CA 92115		PC	LEARNMORE VOCATIONAL HEALTHCARE TRAINING PROGRAM	15,000.
NORTH COAST REPERTORY THEATRE A NON PROFIT 987 LOMAS SANTA FE DRIVE, SUITE D SOLANA BEACH, CA 92075		PC	40TH ANNIVERSARY RUBY SEASON	40,000.
NTC FOUNDATION 2820 ROOSEVELT RD., SUITE 201 SAN DIEGO, CA 92106		PC	BUILDING PERFORMING ARTS CENTER	500,000.
OCEAN DISCOVERY INSTITUTE 4255 THORN STREET SAN DIEGO, CA 92105		PC	OUT-OF-SCHOOL PROGRAMS: TRANSFORMING YOUNG LIVES THROUGH SCIENCE	50,000.
OCEAN FOUNDATION 1320 19TH ST NW 5TH FLOOR WASHINGTON, DC 20036		PC	OCEAN CONNECTORS	25,000.
OCEANSIDE MUSEUM OF ART 704 PIER VIEW WAY OCEANSIDE, CA 92054		PC	EDUCATION AND COMMUNITY ENGAGEMENT PROGRAMS	25,000.
OLD GLOBE THEATRE 1363 OLD GLOBE WAY SAN DIEGO, CA 92101		PC	GENERAL OPERATING SUPPORT	500,000.
OPERA4KIDS 1413 CALLE MARBELLA OCEANSIDE, CA 92056		PC	MUSIC EDUCATION PROGRAMMING AND COMPANY GROWTH	10,000.
OUTDOOR OUTREACH 5275 MARKET ST, SUITE 21 SAN DIEGO, CA 92114		PC	LEADERSHIP PROGRAM	50,000.
<b>Total from continuation sheets</b> .....				



**Part XIV Supplementary Information**

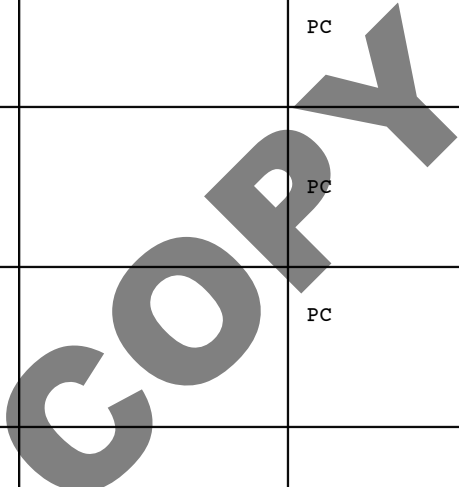
**3 Grants and Contributions Paid During the Year (Continuation)**

Recipient Name and address (home or business)	If recipient is an individual, show any relationship to any foundation manager or substantial contributor	Foundation status of recipient	Purpose of grant or contribution	Amount
OUTSIDE THE LENS 2750 HISTORIC DECATUR RD. #103 SAN DIEGO, CA 92106		PC	ADDRESSING DIGITAL AND MEDIA LITERACY IN SAN DIEGO COUNTY	20,000.
PACIFIC ARTS MOVEMENT 2508 HISTORIC DECATUR RD 140 SAN DIEGO, CA 92106		PC	REEL VOICES EDUCATION & CAREER EXPLORATION	15,000.
PALOMAR COLLEGE FOUNDATION 1140 WEST MISSION ROAD SAN MARCOS, CA 92069		PC	FIRST RESPONDER TRAUMAFX SIMULATION EQUIPMENT	102,431.
PARTNERS IN COLLEGE SUCCESS 10075 RUE CHANTEMAR SAN DIEGO, CA 92131		PC	PICS HIGH SCHOOL AND PICS COLLEGE PROGRAMS	10,000.
PARTNERSHIP FOR THE ADVANCEMENT OF NEW AM 4089 FAIRMOUNT AVE SAN DIEGO, CA 92105		PC	AFGHAN REFUGEE COMMUNITIES YOUTH DEVELOPMENT INITIATIVE	360,000.
PAVING GREAT FUTURES 2307 FENTON PKWY 107-8 SAN DIEGO, CA 92108		PC	E.M.P.I.R.E. (ENGINEERING MUSIC PROGRAM INSPIRING RISING ENTREPRENEURS)	65,000.
PEDAL THE CAUSE - SAN DIEGO 9191 TOWNE CENTRE DRIVE, SUITE 310 SAN DIEGO, CA 92122		PC	GENERAL OPERATING SUPPORT	100,000.
PLAYWRIGHTS PROJECT 3675 RUFFIN RD STE 330 SAN DIEGO, CA 92123		PC	GENERAL OPERATING SUPPORT	25,000.
PRO KIDS GOLF ACADEMY INC 4085 52ND STREET SAN DIEGO, CA 92105		PC	GENERAL OPERATING SUPPORT	150,000.
PROMISES2KIDS FOUNDATION 9400 RUFFIN COURT, SUITE A SAN DIEGO, CA 92123		PC	GENERAL OPERATING SUPPORT	150,000.
<b>Total from continuation sheets</b>				

**Part XIV Supplementary Information**

**3 Grants and Contributions Paid During the Year (Continuation)**

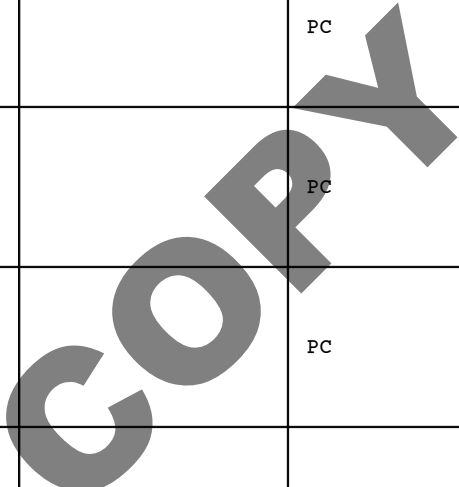
Recipient Name and address (home or business)	If recipient is an individual, show any relationship to any foundation manager or substantial contributor	Foundation status of recipient	Purpose of grant or contribution	Amount
QUILT SAN DIEGO 2825 DEWEY ROAD SAN DIEGO, CA 92106		PC	TEXTILE MATTERS: EXPLORING TEXTILES AS DESIGN, TECHNOLOGY AND ART	10,000.
RADY CHILDREN'S HOSPITAL 3020 CHILDRENS WAY, MC 5005 SAN DIEGO, CA 92123		PC	HARNESSING DATA TO DELIVER PROACTIVE, PERSONALIZED PEDIATRIC CARDIAC CARE	1,000,000.
RANCHO COASTAL HUMANE SOCIETY 389 REQUEZA ST. ENCINITAS, CA 92024		PC	LEARNING CENTER	300,000.
READING LEGACIES 2750 HISTORIC DECATUR ROAD, SUITE 210 SAN DIEGO, CA 92106		PC	YOUTH READERS	25,000.
REALITY CHANGERS 4251 37TH ST. SAN DIEGO, CA 92105		PC	GENERAL OPERATING SUPPORT	100,000.
REGIONAL TASK FORCE ON THE HOMELESS (RTFH) 4699 MURPHY CANYON RD SAN DIEGO, CA 92123		PC	LEAD NATIONAL INITIATIVE TO END YOUTH HOMELESSNESS IN SAN DIEGO	75,000.
RESOUNDING JOY INC 10455 SORRENTO VALLEY ROAD, SUITE 208 SAN DIEGO, CA 92121		PC	HEALING NOTES PEDIATRIC MUSIC THERAPY	10,000.
REUBEN H FLEET SCIENCE CENTER 1875 EL PRADO SAN DIEGO, CA 92101		PC	COMMUNITY ACCESS TO SCIENCE AND TECHNOLOGY (CAST) PROJECT	500,000.
SALK INSTITUTE FOR BIOLOGICAL STUDIES 10010 N TORREY PINES RD LA JOLLA, CA 92037		PC	UNDERSTANDING AND ENHANCING VISUAL FUNCTION; CONQUERING MELANOMA	1,500,000.
SAN DIEGO ART INSTITUTE 1550 S. EL CAMINO REAL ENCINITAS, CA 92024		PC	GENERAL OPERATING SUPPORT	51,831.
<b>Total from continuation sheets</b>				



**Part XIV Supplementary Information**

**3 Grants and Contributions Paid During the Year (Continuation)**

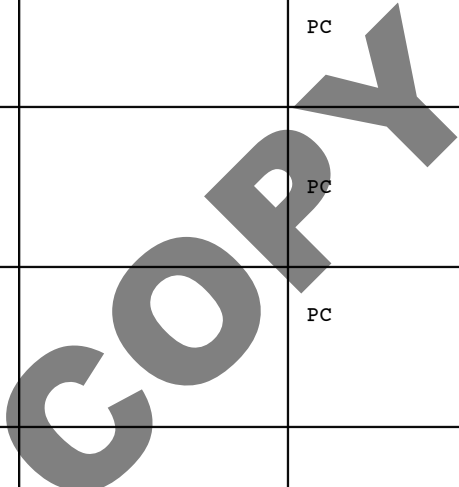
Recipient Name and address (home or business)	If recipient is an individual, show any relationship to any foundation manager or substantial contributor	Foundation status of recipient	Purpose of grant or contribution	Amount
SAN DIEGO AUDUBON SOCIETY 4010 MORENA BOULEVARD, SUITE 100 SAN DIEGO, CA 92117		PC	CONSERVING THE ENDANGERED CALIFORNIA LEAST TERN THROUGH COMMUNITY STEWARDSHIP	65,000.
SAN DIEGO BALLET 2650 TRUXTUN RD. STE 102 SAN DIEGO, CA 92106		PC	EDUCATION AND OUTREACH IN CITY HEIGHTS NEIGHBORHOOD	25,000.
SAN DIEGO BLOOD BANK 3636 GATEWAY CENTER AVE, SUITE 100 SAN DIEGO, CA 92102		PC	CAMPAIGN FOR LIFE	225,000.
SAN DIEGO CENTER FOR CHILDREN 3002 ARMSTRONG STREET SAN DIEGO, CA 92111		PC	GENERAL OPERATING SUPPORT	25,000.
SAN DIEGO CHILDREN'S CHOIR 1620 FIFTH AVE #300 SAN DIEGO, CA 92101		PC	GENERAL OPERATING SUPPORT	25,000.
SAN DIEGO CIVIC YOUTH BALLET INC 1650 EL PRADO, SUITE 209 SAN DIEGO, CA 92101		PC	TECHNOLOGY UPGRADES	10,000.
SAN DIEGO COMIC CONVENTION 1500 STATE STREET SAN DIEGO, CA 92101		PC	COMIC-CON MUSEUM EDUCATION CENTER	250,000.
SAN DIEGO COMMUNITY COLLEGE AUXILIARY ORG 3375 CAMINO DEL RIO SOUTH SAN DIEGO, CA 92108		PC	THE SAN DIEGO PROMISE	25,000.
SAN DIEGO COUNTY MEDICAL SOCIETY FOUNDATION 4699 MURPHY CANYON ROAD STE 102 SAN DIEGO, CA 92123		PC	PROJECT ACCESS SAN DIEGO	50,000.
SAN DIEGO CRAFT COLLECTIVE 2590 TRUXTUN RD., STUDIO 106 SAN DIEGO, CA 92106		PC	GENERAL OPERATING SUPPORT	15,000.
<b>Total from continuation sheets</b> .....				



**Part XIV Supplementary Information**

**3 Grants and Contributions Paid During the Year (Continuation)**

Recipient Name and address (home or business)	If recipient is an individual, show any relationship to any foundation manager or substantial contributor	Foundation status of recipient	Purpose of grant or contribution	Amount
SAN DIEGO DANCE THEATER 2650 TRUXTUN RD, STE 108 SAN DIEGO, CA 92106		PC	DANCE TO RECOVER	20,000.
SAN DIEGO DIPLOMACY COUNCIL 4305 UNIVERSITY AVENUE, SUITE 510 SAN DIEGO, CA 92105		PC	GLOBAL LEADERS YOUTH PROGRAM	10,000.
SAN DIEGO FILM FOUNDATION 2683 VIA DE LA VALLE G344 DEL MAR, CA 92014		PC	FOCUS ON IMPACT FILM TOUR	25,000.
SAN DIEGO GUILD OF PUPPETRY, INC. 281 EAST MILLAN STREET CHULA VISTA, CA 91910		PC	PANDEMIC PUPPETRY PROGRAMMING AND BEYOND	25,000.
SAN DIEGO HISTORY CENTER 1649 EL PRADO, SUITE 3 SAN DIEGO, CA 92101		PC	RESTORATION OF THE JUNIPERO SERRA MUSEUM	330,000.
SAN DIEGO LESBIAN, GAY, BISEXUAL, TRANSGENDER COMMUNITY CENTER 3909 CENTRE STREET SAN DIEGO, CA 92103		PC	BEHAVIORAL HEALTH SERVICES	40,000.
SAN DIEGO MASTER CHORALE 7710 HAZARD CENTER DRIVE, SUITE E-233 SAN DIEGO, CA 92108		PC	60TH ANNIVERSARY SEASON	25,000.
SAN DIEGO MUSEUM OF ART 1450 EL PRADO SAN DIEGO, CA 92102		PC	GENERAL OPERATING SUPPORT	500,000.
SAN DIEGO MUSEUM OF MAN 1350 EL PRADO SAN DIEGO, CA 92101		PC	STUDENT MEMBERSHIP ON US: A BOLD APPROACH TO YOUTH DEVELOPMENT	25,000.
SAN DIEGO OASIS 5500 GROSSMONT CENTER DRIVE, SUITE 269 LA MESA, CA 91942		PC	INTERGENERATIONAL TUTORING PROGRAM AND NO-COST BOOKS FOR CHILDREN	25,000.
<b>Total from continuation sheets</b> .....				



**Part XIV Supplementary Information**

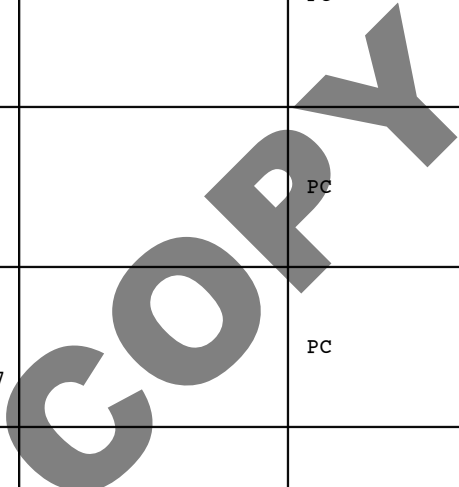
**3 Grants and Contributions Paid During the Year (Continuation)**

Recipient Name and address (home or business)	If recipient is an individual, show any relationship to any foundation manager or substantial contributor	Foundation status of recipient	Purpose of grant or contribution	Amount
SAN DIEGO OPERA ASSOCIATION 233 A STREET, SUITE 500 SAN DIEGO, CA 92101		PC	GENERAL OPERATING SUPPORT	350,000.
SAN DIEGO PUBLIC LIBRARY FOUNDATION 330 PARK BOULEVARD SAN DIEGO, CA 92101		PC	DIGITAL EQUITY INITIATIVES TO INCREASE SOCIAL EQUALITY AND ECONOMIC EMPOWERMENT	25,000.
SAN DIEGO REPERTORY THEATRE INC 79 HORTON PLAZA SAN DIEGO, CA 92101		PC	GENERAL OPERATING SUPPORT	100,000.
SAN DIEGO SENIORS COMMUNITY FOUNDATION 626 TARENTO DR. SAN DIEGO, CA 92106		PC	GENERAL OPERATING SUPPORT	100,000.
SAN DIEGO SOCIETY OF NATURAL HISTORY BALBOA PARK 1788 EL PRADO SAN DIEGO, CA 92101		PC	ENVIRONMENTAL SCIENCE EDUCATION AT THE SAN DIEGO NATURAL HISTORY MUSEUM	15,000.
SAN DIEGO STATE UNIVERSITY FDTN (KPBS) 5200 CAMPANILE DRIVE SAN DIEGO, CA 92182		PC	GENERAL OPERATING SUPPORT	1,600,000.
SAN DIEGO SYMPHONY ORCHESTRA ASSOCIATION 750 B ST SAN DIEGO, CA 92101		PC	THE SHELL PERFORMANCE CENTER	6,000,000.
SAN DIEGO WATERCOLOR SOCIETY 2825 DEWEY ROAD SAN DIEGO, CA 92106		PC	GENERAL OPERATING SUPPORT	15,000.
SAN DIEGO WORKFORCE PARTNERSHIP INC 9246 LIGHTWAVE AVENUE, SUITE 210 SAN DIEGO, CA 92123-6411		PC	SOUTHEASTERN SAN DIEGO LIVE WELL PROGRAM	50,000.
SAN DIEGO YOUTH SYMPHONY AND CONSERVATORY 1650 EL PRADO, STE 207A SAN DIEGO, CA 92101		PC	SUPPORTING PRE-PROFESSIONAL MUSICIANS IN THE OVATION PROGRAM	40,000.
<b>Total from continuation sheets</b>				

**Part XIV Supplementary Information**

**3 Grants and Contributions Paid During the Year (Continuation)**

Recipient Name and address (home or business)	If recipient is an individual, show any relationship to any foundation manager or substantial contributor	Foundation status of recipient	Purpose of grant or contribution	Amount
SAN DIEGO ZOO 2920 ZOO DRIVE SAN DIEGO, CA 92101		PC	CHILDREN'S ZOO: A WINDOW ON THE NATURAL WORLD	1,000,000.
SAN DIEGUITO RIVER VALLEY LAND CONSERVANC 3030 BUNKER HILL ST, SUITE 309-1 SAN DIEGO, CA 92109		PC	ONLINE EDUCATION PROGRAMS	10,000.
SAN MARCOS PROMISE 255 PICO AVE, STE 103 SAN MARCOS, CA 92069		PC	COLLEGE AND CAREER READINESS PROGRAMS FOR K-12 GRADE STUDENTS	10,000.
SANFORD BURNHAM PREBYS MED DISC INST 10901 NORTH TORREY PINES ROAD LA JOLLA, CA 92037		PC	DEVELOPMENT OF A BREAKTHROUGH THERAPY FOR MEDULLOBLASTOMA AND OTHER CANCERS	1,800,000.
SCRIPPS HEALTH FDTN 4275 CAMPUS POINT COURT SAN DIEGO, CA 92121		PC	ENHANCED SURGICAL SUITES FOR THE MEDICAL CENTER OF THE FUTURE	2,250,000.
SCRIPPS RANCH THEATRE 10755-F SCRIPPS POWAY PARKWAY, PMB-187 SAN DIEGO, CA 92131		PC	GENERAL OPERATING SUPPORT	10,000.
SHARP HEALTHCARE FOUNDATION 8695 SPECTRUM CENTER BLVD. SAN DIEGO, CA 92123		PC	THE SHARP INNOVATION AND EDUCATION CENTER	632,128.
SO SAY WE ALL 6373 LAMBDA DRIVE SAN DIEGO, CA 92120		PC	VAMP STORYTELLING SHOWCASES	20,000.
SOCIAL AND ENVIRONMENTAL ENTREPRENEURS 23564 CALABASAS ROAD, SUITE 201 CALABASAS, CA 91302		PC	THE VETERANS ART PROJECT FOUNDRY AND SCHOOL OF CERAMICS AND GLASS	25,000.
SOUTHWEST SPORTS WELLNESS FOUNDATION 955 LANE AVENUE, SUITE 201 CHULA VISTA, CA 91914		PC	SPORTS INJURY & REHABILITATION CLINICS	10,000.
<b>Total from continuation sheets</b> .....				



**Part XIV Supplementary Information****3 Grants and Contributions Paid During the Year (Continuation)**

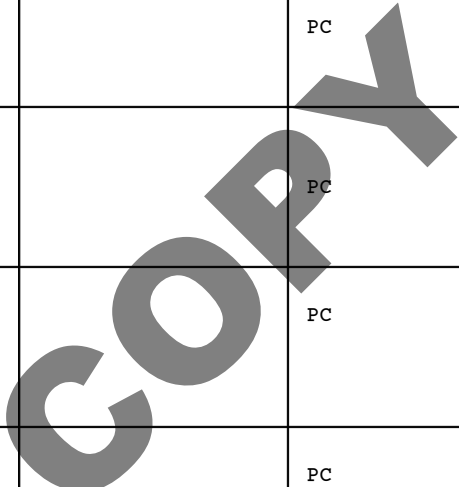
Recipient Name and address (home or business)	If recipient is an individual, show any relationship to any foundation manager or substantial contributor	Foundation status of recipient	Purpose of grant or contribution	Amount
ST. MADELEINE SOPHIE'S CENTER 2119 EAST MADISON AVENUE EL CAJON, CA 92019		PC	SOPHIE'S GALLERY: VIRTUAL ART PROGRAM	25,000.
STAR/PAL 4110 54TH STREET SAN DIEGO, CA 92105		PC	YOUTH SAFETY & EMPOWERMENT PROGRAM	45,000.
STUDIO ACE 3861 MISSION AVENUE, SUITE B3 OCEANSIDE, CA 92058		PC	CREATIVE CULTURE: SAN LUIS REY BAND OF MISSION INDIANS	20,000.
SURVIVORS OF TORTURE, INTERNATIONAL 3990 OLD TOWN AVENUE SAN DIEGO, CA 92110		PC	REFUGEE CHILD AND FAMILY MENTAL HEALTH THERAPY PROGRAM	25,000.
SVDP MANAGEMENT INC. DBA FATHER JOE'S VILLAGES 3350 E STREET SAN DIEGO, CA 92102		PC	INCREASING ACCESS TO HEALTHCARE FOR THE PATIENTS EXPERIENCING HOMELESSNESS	80,000.
TAP FEVER STUDIOS 2146 GARNET AVENUE SAN DIEGO, CA 92109		PC	GENERAL OPERATING SUPPORT	15,000.
TARIQ KHAMISA FOUNDATION 9948 HIBERT STREET SAN DIEGO, CA 92131		PC	SAFE SCHOOL PROGRAM	30,000.
THE ARC OF SAN DIEGO 3030 MARKET STREET SAN DIEGO, CA 92102		PC	VANS FOR GOOD	50,000.
THE CALIFORNIA MEDICAL INNOVATIONS INSTITUTE 11107 ROSELLE STREET, SUITE 211 SAN DIEGO, CA 92121-1206		PC	NOVEL SWINE MODEL OF HEART FAILURE	500,000.
THE CAMPANILE FOUNDATION, SDSU 5500 CAMPANILE DRIVE SAN DIEGO, CA 92182-1968		PC	SAN DIEGO STATE UNIVERSITY PERFORMING ARTS THEATRE	1,500,000.
<b>Total from continuation sheets</b> .....				



**Part XIV Supplementary Information**

**3 Grants and Contributions Paid During the Year (Continuation)**

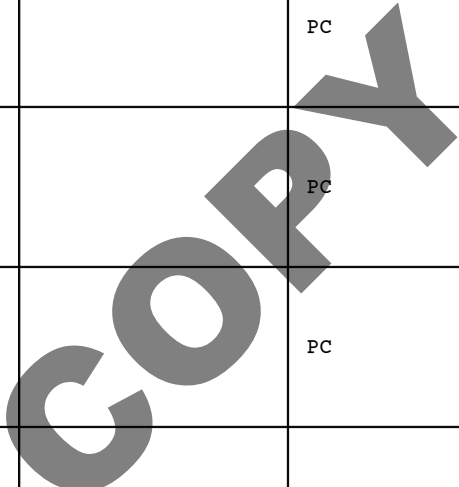
Recipient Name and address (home or business)	If recipient is an individual, show any relationship to any foundation manager or substantial contributor	Foundation status of recipient	Purpose of grant or contribution	Amount
THE DAVID'S HARP FOUNDATION, INC. 705 16TH ST. SAN DIEGO, CA 92101		PC	THE STUDENT STUDIO	28,000.
THE NEW CHILDREN'S MUSEUM 200 WEST ISLAND AVENUE SAN DIEGO, CA 92101		PC	COMMUNITY & OUTREACH PROGRAM	40,000.
THE REGENTS OF THE UNIVERSITY OF CALIFORNIA 9500 GILMAN DRIVE LA JOLLA, CA 92093-0009		PC	CONRAD PREBYS MUSIC CENTER	500,000.
THE ROSIN BOX PROJECT INC 2650 TRUXTUN RD, STE 201 SAN DIEGO, CA 92102		PC	GENERAL OPERATING SUPPORT	15,000.
THE SALVATION ARMY 16941 KEEGAN AVE CARSON, CA 90746		PC	HOMELESS TO HOME CAMPAIGN FOR THE RADY CENTER	500,000.
THE SAN DIEGO RIVER PARK FOUNDATION 4891 PACIFIC HIGHWAY, SUITE 114 SAN DIEGO, CA 92110		PC	RIVER CENTER AT GRANT PARK - PARK AND INTERPRETIVE STAGE PHASE	500,000.
THE SCRIPPS RESEARCH INSTITUTE 10550 NORTH TORREY PINES ROAD LA JOLLA, CA 92037		PC	RESEARCH ON PATHOGENS AND T CELL THERAPY; OUTREACH TO K-8 CLASSROOMS	1,250,000.
THE WALDORF SCHOOL OF SAN DIEGO 3547 ALTADENA AVENUE SAN DIEGO, CA 92105		PC	SCHOLARSHIPS FOR LOW-INCOME STUDENTS	25,500.
THE WINSTON SCHOOL OF SAN DIEGO 215 9TH STREET DEL MAR, CA 92014		PC	SCHOLARSHIP FUND TO SERVE FAMILIES WITH STUDENTS WITH LEARNING DIFFERENCES	150,000.
TIMKEN MUSEUM 2550 FIFTH AVENUE, SUITE 500 SAN DIEGO, CA 92101		PC	GENERAL OPERATING SUPPORT	50,000.
<b>Total from continuation sheets</b>				



**Part XIV Supplementary Information**

**3 Grants and Contributions Paid During the Year (Continuation)**

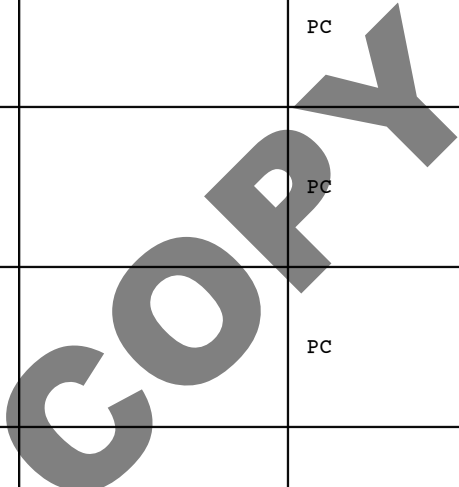
Recipient Name and address (home or business)	If recipient is an individual, show any relationship to any foundation manager or substantial contributor	Foundation status of recipient	Purpose of grant or contribution	Amount
TRANSCENDANCE YOUTH ARTS PROJECT 7755 NORTH AVENUE LEMON GROVE, CA 91945		PC	HOLISTIC CREATE PERFORMING GROUP PROGRAM	50,000.
TRAVELING STORIES 1240 E PLAZA BLVD., SUITE 604-430 NATIONAL CITY, CA 91950		PC	VIRTUAL STORYTENT	15,000.
TRI-CITY HOSPITAL FOUNDATION 4002 VISTA WAY OCEANSIDE, CA 92056		PC	EMERGENCY DEPARTMENT REMODEL	1,000,000.
TWELFTH STEP HOUSE OF SAN DIEGO 5855 STREAMVIEW DR SAN DIEGO, CA 92105		PC	HEARTLAND HOUSE SAFETY & ACCESSIBILITY IMPROVEMENTS	150,000.
UNITED SERVICE ORGANIZATIONS, INC. 2790 TRUXTUN ROAD, SUITE 110 SAN DIEGO, CA 92106		PC	TEEN TALK AND MILKID CLUB	25,000.
UNIVERSITY OF SAN DIEGO 5998 ALCALA PARK SAN DIEGO, CA 92110		PC	CONRAD PREBYS SCHOLARS FUND FOR NONPROFIT LEADERS OF COLOR	75,000.
UNSCRIPTED LEARNING 3717 INDIA STREET SAN DIEGO, CA 92103		PC	CONNECTIONS PROGRAM	10,000.
URBAN CORPS OF SAN DIEGO COUNTY 3127 JEFFERSON STREET SAN DIEGO, CA 92110		PC	CORPS-TO-CAREER WORKFORCE READINESS PROGRAM	10,000.
VISTA HILL FOUNDATION 8910 CLAIREMONT MESA BLVD SAN DIEGO, CA 92123		PC	BREAKING BARRIERS FOR BRIGHTER FUTURES	25,000.
VOICES FOR CHILDREN 9370 CHESAPEAKE DRIVE SAN DIEGO, CA 92123		PC	COURT APPOINTED SPECIAL ADVOCATE (CASA) PROGRAM	150,000.
<b>Total from continuation sheets</b> .....				



**Part XIV Supplementary Information**

**3 Grants and Contributions Paid During the Year (Continuation)**

Recipient Name and address (home or business)	If recipient is an individual, show any relationship to any foundation manager or substantial contributor	Foundation status of recipient	Purpose of grant or contribution	Amount
VOICES OF OUR CITY CHOIR 1550 MARKET ST SAN DIEGO, CA 92101		PC	RE-STARTING IN PERSON CHOIR REHEARSALS, WORKSHOPS AND PERFORMANCES	25,000.
WGBH EDUCATIONAL FOUNDATION ONE GUEST STREET BOSTON, MA 02135		PC	MASTERPIECE TRUST - MASTERPIECE 50TH ANNIVERSARY	2,000,000.
WHEELCHAIR DANCERS ORGANIZATION 4584 CALLE DE VIDA SAN DIEGO, CA 92124		PC	INCLUSIVE DANCE PROGRAM	7,500.
WILDCOAST 925 SEACOAST DRIVE IMPERIAL BEACH, CA 91932		PC	COASTAL LEADERSHIP PROGRAM FOR TRIBES	25,000.
WOMENS MUSEUM OF CALIFORNIA 1649 EL PRADO SAN DIEGO, CA 92101		PC	DIVERSITY IN THE ARTS: AN INTERNSHIP PROGRAM FOR YOUTH	25,000.
WORDS ALIVE 5111 SANTA FE ST, SUITE 219 SAN DIEGO, CA 92109		PC	READING AS A SKILLSET FOR SURVIVAL	40,000.
WRITE OUT LOUD 2358 UNIVERSITY AVENUE SAN DIEGO, CA 92104		PC	VIRTUAL PROGRAMMING	15,000.
YOUTH TENNIS SAN DIEGO 4490 WEST POINT LOMA BOULEVARD SAN DIEGO, CA 92107		PC	BARNES JUNIOR TENNIS CENTER COURT LIGHTING	277,410.
<b>Total from continuation sheets</b> .....				



# Underpayment of Estimated Tax by Corporations

▶ Attach to the corporation's tax return. **FORM 990-PF**

**2021**

▶ Go to [www.irs.gov/Form2220](http://www.irs.gov/Form2220) for instructions and the latest information.

Name **THE CONRAD PREBYS FOUNDATION** Employer identification number **20-3216993**

**Note:** Generally, the corporation is not required to file Form 2220 (see Part II below for exceptions) because the IRS will figure any penalty owed and bill the corporation. However, the corporation may still use Form 2220 to figure the penalty. If so, enter the amount from page 2, line 38, on the estimated tax penalty line of the corporation's income tax return, but **do not** attach Form 2220.

**Part I Required Annual Payment**

1	Total tax (see instructions) .....	1	9,075,151.
2a	Personal holding company tax (Schedule PH (Form 1120), line 26) included on line 1 .....	2a	
2b	Look-back interest included on line 1 under section 460(b)(2) for completed long-term contracts or section 167(g) for depreciation under the income forecast method .....	2b	
2c	Credit for federal tax paid on fuels (see instructions) .....	2c	
2d	<b>Total.</b> Add lines 2a through 2c .....	2d	
3	Subtract line 2d from line 1. If the result is less than \$500, <b>do not</b> complete or file this form. The corporation does not owe the penalty .....	3	9,075,151.
4	Enter the tax shown on the corporation's 2020 income tax return. See instructions. <b>Caution:</b> If the tax is zero or the tax year was for less than 12 months, skip this line and enter the amount from line 3 on line 5 .....	4	289,967.
5	<b>Required annual payment.</b> Enter the <b>smaller</b> of line 3 or line 4. If the corporation is required to skip line 4, enter the amount from line 3 .....	5	289,967.

**Part II Reasons for Filing** - Check the boxes below that apply. If any boxes are checked, the corporation **must** file Form 2220 even if it does not owe a penalty. See instructions.

- 6  The corporation is using the adjusted seasonal installment method.
- 7  The corporation is using the annualized income installment method.
- 8  The corporation is a "large corporation" figuring its first required installment based on the prior year's tax.

**Part III Figuring the Underpayment**

	(a)	(b)	(c)	(d)
9 <b>Installment due dates.</b> Enter in columns (a) through (d) the 15th day of the 4th (Form 990-PF filers: Use 5th month), 6th, 9th, and 12th months of the corporation's tax year .....	05/15/21	06/15/21	09/15/21	12/15/21
10 <b>Required installments.</b> If the box on line 6 and/or line 7 above is checked, enter the amounts from Sch A, line 38. If the box on line 8 (but not 6 or 7) is checked, see instructions for the amounts to enter. If none of these boxes are checked, enter 25% (0.25) of line 5 above in each column .....		61,523.	169,188.	8,844,441.
11 <b>Estimated tax paid or credited for each period.</b> For column (a) only, enter the amount from line 11 on line 15. See instructions .....	198,726.		102,000.	8,900,000.
<b>Complete lines 12 through 18 of one column before going to the next column.</b>				
12 Enter amount, if any, from line 18 of the preceding column .....		198,726.	137,203.	70,015.
13 Add lines 11 and 12 .....		198,726.	239,203.	8,970,015.
14 Add amounts on lines 16 and 17 of the preceding column .....				
15 Subtract line 14 from line 13. If zero or less, enter -0- .....	198,726.	198,726.	239,203.	8,970,015.
16 If the amount on line 15 is zero, subtract line 13 from line 14. Otherwise, enter -0- .....		0.	0.	
17 <b>Underpayment.</b> If line 15 is less than or equal to line 10, subtract line 15 from line 10. Then go to line 12 of the next column. Otherwise, go to line 18 .....				
18 <b>Overpayment.</b> If line 10 is less than line 15, subtract line 10 from line 15. Then go to line 12 of the next column .....	198,726.	137,203.	70,015.	

Go to Part IV on page 2 to figure the penalty. Do not go to Part IV if there are no entries on line 17 - no penalty is owed.

**Part IV Figuring the Penalty**

	(a)	(b)	(c)	(d)
<b>19</b> Enter the date of payment or the 15th day of the 4th month after the close of the tax year, whichever is earlier. <b>(C corporations with tax years ending June 30 and S corporations:</b> Use 3rd month instead of 4th month. <b>Form 990-PF and Form 990-T filers:</b> Use 5th month instead of 4th month.) See instructions .....	<b>19</b>			
<b>20</b> Number of days from due date of installment on line 9 to the date shown on line 19 .....	<b>20</b>			
<b>21</b> Number of days on line 20 after 4/15/2021 and before 7/1/2021 .....	<b>21</b>			
<b>22</b> Underpayment on line 17 x $\frac{\text{Number of days on line 21} \times 3\% (0.03)}{365}$ ...	<b>22</b> \$	\$	\$	\$
<b>23</b> Number of days on line 20 after 6/30/2021 and before 10/1/2021 .....	<b>23</b>			
<b>24</b> Underpayment on line 17 x $\frac{\text{Number of days on line 23} \times 3\% (0.03)}{365}$ ...	<b>24</b> \$	\$	\$	\$
<b>25</b> Number of days on line 20 after 9/30/2021 and before 1/1/2022 .....	<b>25</b>			
<b>26</b> Underpayment on line 17 x $\frac{\text{Number of days on line 25} \times 3\% (0.03)}{365}$ ...	<b>26</b> \$	\$	\$	\$
<b>27</b> Number of days on line 20 after 12/31/2021 and before 4/1/2022 .....	<b>27</b>			
<b>28</b> Underpayment on line 17 x $\frac{\text{Number of days on line 27} \times 3\% (0.03)}{365}$ ...	<b>28</b> \$	\$	\$	\$
<b>29</b> Number of days on line 20 after 3/31/2022 and before 7/1/2022 .....	<b>29</b>			
<b>30</b> Underpayment on line 17 x $\frac{\text{Number of days on line 29} \times \%}{365}$ .....	<b>30</b> \$	\$	\$	\$
<b>31</b> Number of days on line 20 after 6/30/2022 and before 10/1/2022 .....	<b>31</b>			
<b>32</b> Underpayment on line 17 x $\frac{\text{Number of days on line 31} \times \%}{365}$ .....	<b>32</b> \$	\$	\$	\$
<b>33</b> Number of days on line 20 after 9/30/2022 and before 1/1/2023 .....	<b>33</b>			
<b>34</b> Underpayment on line 17 x $\frac{\text{Number of days on line 33} \times \%}{365}$ .....	<b>34</b> \$	\$	\$	\$
<b>35</b> Number of days on line 20 after 12/31/2022 and before 3/16/2023 .....	<b>35</b>			
<b>36</b> Underpayment on line 17 x $\frac{\text{Number of days on line 35} \times \%}{365}$ .....	<b>36</b> \$	\$	\$	\$
<b>37</b> Add lines 22, 24, 26, 28, 30, 32, 34, and 36 .....	<b>37</b> \$	\$	\$	\$
<b>38 Penalty.</b> Add columns (a) through (d) of line 37. Enter the total here and on Form 1120, line 34; or the comparable line for other income tax returns .....	<b>38</b>			\$ 0.

\* Use the penalty interest rate for each calendar quarter, which the IRS will determine during the first month in the preceding quarter. These rates are published quarterly in an IRS News Release and in a revenue ruling in the Internal Revenue Bulletin. To obtain this information on the Internet, access the IRS website at [www.irs.gov](http://www.irs.gov). You can also call 1-800-829-4933 to get interest rate information.

Schedule A Adjusted Seasonal Installment Method and Annualized Income Installment Method


See instructions.

Form 1120-S filers: For lines 1, 2, 3, and 21, "taxable income" refers to excess net passive income or the amount on which tax is imposed under section 1374(a), whichever applies.

Part I Adjusted Seasonal Installment Method

Caution: Use this method only if the base period percentage for any 6 consecutive months is at least 70%. See instructions.

Table with 5 columns: (a) First 3 months, (b) First 5 months, (c) First 8 months, (d) First 11 months. Rows include taxable income for various periods (1-19) and calculations for the installment method.



**Part II Annualized Income Installment Method**

		(a)	(b)	(c)	(d)
		First <u>2</u> months	First <u>3</u> months	First <u>6</u> months	First <u>9</u> months
20	Annualization periods (see instructions)				
21	Enter taxable income for each annualization period. See instructions for the treatment of extraordinary items		2,213,052.	11,065,258.	653315732.
22	Annualization amounts (see instructions)	6.000000	4.000000	2.000000	1.333330
23a	Annualized taxable income. Multiply line 21 by line 22		8,852,208.	22,130,516.	871085465.
23b	Extraordinary items (see instructions)				
23c	Add lines 23a and 23b		8,852,208.	22,130,516.	871085465.
24	Figure the tax on the amount on line 23c using the instructions for Form 1120, Schedule J, line 2, or comparable line of corporation's return		123,046.	307,614.	12,108,088.
25	Enter any alternative minimum tax (trusts only) for each payment period (see instructions)				
26	Enter any other taxes for each payment period. See instr.				
27	Total tax. Add lines 24 through 26		123,046.	307,614.	12,108,088.
28	For each period, enter the same type of credits as allowed on Form 2220, lines 1 and 2c. See instructions				
29	Total tax after credits. Subtract line 28 from line 27. If zero or less, enter -0-		123,046.	307,614.	12,108,088.
30	Applicable percentage	25%	50%	75%	100%
31	Multiply line 29 by line 30		61,523.	230,711.	12,108,088.

**Part III Required Installments**

		1st installment	2nd installment	3rd installment	4th installment
<b>Note:</b> Complete lines 32 through 38 of one column before completing the next column.					
32	If only Part I or Part II is completed, enter the amount in each column from line 19 or line 31. If both parts are completed, enter the <b>smaller</b> of the amounts in each column from line 19 or line 31	0.	61,523.	230,711.	12,108,088.
33	Add the amounts in all preceding columns of line 32. See instructions			61,523.	230,711.
34	<b>Adjusted seasonal or annualized income installments.</b> Subtract line 33 from line 32. If zero or less, enter -0-		61,523.	169,188.	11,877,377.
35	Enter 25% (0.25) of line 5 on page 1 of Form 2220 in each column. <b>Note:</b> "Large corporations," see the instructions for line 10 for the amounts to enter	72,492.	4,465,084.	2,268,788.	2,268,788.
36	Subtract line 38 of the preceding column from line 37 of the preceding column		72,492.	4,476,053.	6,575,653.
37	Add lines 35 and 36	72,492.	4,537,576.	6,744,841.	8,844,441.
38	<b>Required installments.</b> Enter the <b>smaller</b> of line 34 or line 37 here and on page 1 of Form 2220, line 10. See instructions	0.	61,523.	169,188.	8,844,441.

Form 2220 (2021)

**\*\* ANNUALIZED INCOME INSTALLMENT METHOD USING STANDARD OPTION**





FORM 990-PF	RENTAL INCOME	STATEMENT	2
KIND AND LOCATION OF PROPERTY	ACTIVITY NUMBER	GROSS RENTAL INCOME	
911 - 16045 HIGHWAY 80	69		
RENTAL REAL ESTATE - ALL PROPERTIES	75	72,734,211.	
TOTAL TO FORM 990-PF, PART I, LINE 5A		72,734,211.	

FORM 990-PF	RENTAL EXPENSES	STATEMENT	3
DESCRIPTION	ACTIVITY NUMBER	AMOUNT	TOTAL
TAXES AND LICENSES		18,877.	
INSURANCE		218.	
- SUBTOTAL -	69		19,095.
DEPRECIATION		13,960,840.	
AMORTIZATION		1,153,172.	
TAXES AND LICENSES		8,664,675.	
MORTGAGE INTEREST		4,543,711.	
INTEREST RATE SWAP		30,506,723.	
REPAIRS AND MAINTENANCE		11,045,105.	
UTILITIES		7,005,936.	
INSURANCE		785,422.	
MANAGEMENT COMPANY EXPENSE		7,225,958.	
OTHER RENTAL EXPENSES		819,746.	
- SUBTOTAL -	75		85,711,288.
TOTAL RENTAL EXPENSES			85,730,383.
NET RENTAL INCOME TO FORM 990-PF, PART I, LINE 5B			-12,996,172.

FORM 990-PF	OTHER INCOME	STATEMENT	4
DESCRIPTION	(A) REVENUE PER BOOKS	(B) NET INVEST- MENT INCOME	(C) ADJUSTED NET INCOME
LA PAZ SUNSET, INC.	23,392.	23,392.	
STORAGE RENTAL INCOME	1,026,501.	0.	
OTHER REVENUE	5,819.	0.	
TOTAL TO FORM 990-PF, PART I, LINE 11	1,055,712.	23,392.	

FORM 990-PF	LEGAL FEES			STATEMENT 5
DESCRIPTION	(A) EXPENSES PER BOOKS	(B) NET INVEST- MENT INCOME	(C) ADJUSTED NET INCOME	(D) CHARITABLE PURPOSES
LEGAL FEES	1,504,460.	752,230.		752,230.
TO FM 990-PF, PG 1, LN 16A	1,504,460.	752,230.		752,230.

FORM 990-PF	ACCOUNTING FEES			STATEMENT 6
DESCRIPTION	(A) EXPENSES PER BOOKS	(B) NET INVEST- MENT INCOME	(C) ADJUSTED NET INCOME	(D) CHARITABLE PURPOSES
ACCOUNTING FEES	201,633.	100,817.		100,817.
TO FORM 990-PF, PG 1, LN 16B	201,633.	100,817.		100,817.

FORM 990-PF	OTHER PROFESSIONAL FEES			STATEMENT 7
DESCRIPTION	(A) EXPENSES PER BOOKS	(B) NET INVEST- MENT INCOME	(C) ADJUSTED NET INCOME	(D) CHARITABLE PURPOSES
INVESTMENT MANAGEMENT FEES	245,713.	245,713.		0.
OTHER PROFESSIONAL FEES	466,217.	233,108.		233,108.
REAL ESTATE FEES	318,535.	318,535.		0.
TO FORM 990-PF, PG 1, LN 16C	1,030,465.	797,356.		233,108.

FORM 990-PF	TAXES			STATEMENT 8
DESCRIPTION	(A) EXPENSES PER BOOKS	(B) NET INVEST- MENT INCOME	(C) ADJUSTED NET INCOME	(D) CHARITABLE PURPOSES
EXCISE TAX	9,002,000.	0.		0.
FILING FEES	25.	0.		25.
PAYROLL TAXES	51,600.	35,409.		16,191.
PROPERTY TAXES	738.	553.		185.
TAXES AND LICENSES	18,877.	18,877.		0.

TAXES AND LICENSES	8,664,675.	8,664,675.	0.
TO FORM 990-PF, PG 1, LN 18	17,737,915.	8,719,514.	16,401.

FORM 990-PF OTHER EXPENSES STATEMENT 9

DESCRIPTION	(A) EXPENSES PER BOOKS	(B) NET INVEST- MENT INCOME	(C) ADJUSTED NET INCOME	(D) CHARITABLE PURPOSES
OPERATIONS EXPENSE	81,555.	48,454.		33,101.
PAYROLL FEES	24,082.	18,045.		6,036.
BANK FEES	328.	328.		0.
ADMINISTRATIVE EXPENSES	35,000.	0.		0.
INSURANCE	218.	218.		0.
REPAIRS AND MAINTENANCE	11,045,105.	11,045,105.		0.
UTILITIES	7,005,936.	7,005,936.		0.
INSURANCE	785,422.	785,422.		0.
MANAGEMENT COMPANY EXPENSE	7,225,958.	7,225,958.		0.
OTHER RENTAL EXPENSES	819,746.	819,746.		0.
AMORTIZATION	1,163,334.	1,163,334.		0.
TO FORM 990-PF, PG 1, LN 23	28,186,684.	28,112,546.		39,137.

FORM 990-PF DEPRECIATION OF ASSETS HELD FOR INVESTMENT STATEMENT 10

DESCRIPTION	COST OR OTHER BASIS	ACCUMULATED DEPRECIATION	BOOK VALUE
LAND	2,875,000.	0.	2,875,000.
TOTAL TO FM 990-PF, PART II, LN 11	2,875,000.	0.	2,875,000.

FORM 990-PF OTHER INVESTMENTS STATEMENT 11

DESCRIPTION	VALUATION METHOD	BOOK VALUE	FAIR MARKET VALUE
VANGUARD	COST	564,731,990.	544,883,599.
BNY MELLON	COST	580,050,390.	560,953,171.
ALTERNATIVE INVESTMENTS	COST	37,900,000.	37,900,000.
TOTAL TO FORM 990-PF, PART II, LINE 13		1,182,682,380.	1,143,736,770.

---



---

**FORM 990-PF      DEPRECIATION OF ASSETS NOT HELD FOR INVESTMENT      STATEMENT 12**


---

DESCRIPTION	COST OR OTHER BASIS	ACCUMULATED DEPRECIATION	BOOK VALUE
FURNITURE & EQUIPMENT	31,270.	15,114.	16,156.
FURNITURE & EQUIPMENT	11,373.	4,929.	6,444.
FURNITURE & EQUIPMENT	31,270.	13,029.	18,241.
IMPROVEMENTS	25,296.	14,948.	10,348.
IMPROVEMENTS	11,691.	6,254.	5,437.
<b>TOTAL TO FM 990-PF, PART II, LN 14</b>	<b>110,900.</b>	<b>54,274.</b>	<b>56,626.</b>

---



---

**FORM 990-PF      OTHER ASSETS      STATEMENT 13**


---

DESCRIPTION	BEGINNING OF YR BOOK VALUE	END OF YEAR BOOK VALUE	FAIR MARKET VALUE
SECURITY DEPOSIT	4,024.	4,024.	4,024.
PROGRESS CONSTRUCTION CO., INC.	4,740,000.	4,740,000.	1,547,000.
INVESTMENT IN LA PAZ SUNSET, INC.	1,816,817.	1,840,209.	882,000.
<b>TO FORM 990-PF, PART II, LINE 15</b>	<b>6,560,841.</b>	<b>6,584,233.</b>	<b>2,433,024.</b>

---



---

**FORM 990-PF      OTHER LIABILITIES      STATEMENT 14**


---

DESCRIPTION	BOY AMOUNT	EOY AMOUNT
TENANT DEPOSITS	5,537,578.	0.
OTHER PROPERTY RELATED PAYABLES	20,864.	578,099.
CREDIT CARD LIABILITY	0.	4,558.
<b>TOTAL TO FORM 990-PF, PART II, LINE 22</b>	<b>5,558,442.</b>	<b>582,657.</b>

FORM 990-PF

TRANSFERS FROM CONTROLLED ENTITIES  
PART VI-A, LINE 11

STATEMENT 15

NAME OF CONTROLLED ENTITY

EMPLOYER ID NO

422 SOLITA LLC

61-1896124

ADDRESS

1660 HOTEL CIRCLE NORTH, SUITE 710  
SAN DIEGO, CA 92108

DESCRIPTION OF TRANSFER

RENTAL INCOME

AMOUNT  
OF TRANSFER

108,823.

NAME OF CONTROLLED ENTITY

EMPLOYER ID NO

519 GROVE CONDOS LLC

61-1894818

ADDRESS

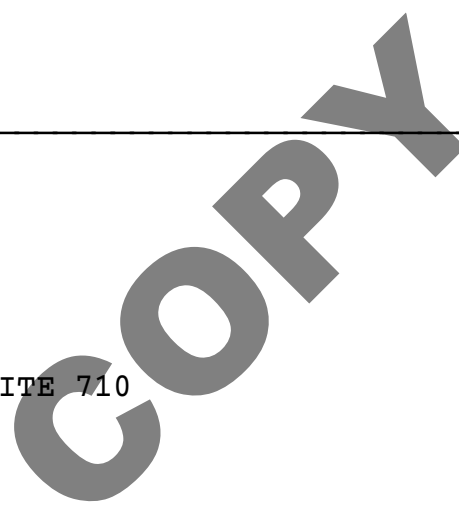
1660 HOTEL CIRCLE NORTH, SUITE 710  
SAN DIEGO, CA 92108

DESCRIPTION OF TRANSFER

RENTAL INCOME

AMOUNT  
OF TRANSFER

418,802.



NAME OF CONTROLLED ENTITY

EMPLOYER ID NO

535 CREEKSIDE LLC

38-4081872

ADDRESS

1660 HOTEL CIRCLE NORTH, SUITE 710  
SAN DIEGO, CA 92108

DESCRIPTION OF TRANSFER

RENTAL INCOME

AMOUNT  
OF TRANSFER

651,394.

NAME OF CONTROLLED ENTITY

EMPLOYER ID NO

570 MESA RIDGE LLC

35-2631757

ADDRESS

1660 HOTEL CIRCLE NORTH, SUITE 710  
SAN DIEGO, CA 92108

DESCRIPTION OF TRANSFER

RENTAL INCOME

AMOUNT  
OF TRANSFER

370,060.

COPY

NAME OF CONTROLLED ENTITY

EMPLOYER ID NO

595 GOLDEN TREE LLC

35-2628179

ADDRESS

1660 HOTEL CIRCLE NORTH, SUITE 710  
SAN DIEGO, CA 92108

DESCRIPTION OF TRANSFER

RENTAL INCOME

AMOUNT  
OF TRANSFER

1,075,473.

NAME OF CONTROLLED ENTITY

EMPLOYER ID NO

597 LAUREL LANE LLC

35-2630595

ADDRESS

1660 HOTEL CIRCLE NORTH, SUITE 710  
SAN DIEGO, CA 92108

DESCRIPTION OF TRANSFER

RENTAL INCOME

AMOUNT  
OF TRANSFER

487,126.

COPY

NAME OF CONTROLLED ENTITY

EMPLOYER ID NO

598 FASHION HILLS LLC

36-4899175

ADDRESS

1660 HOTEL CIRCLE NORTH, SUITE 710  
SAN DIEGO, CA 92108

DESCRIPTION OF TRANSFER

RENTAL INCOME

AMOUNT  
OF TRANSFER

1,212,275.

NAME OF CONTROLLED ENTITY

EMPLOYER ID NO

601 PB TOWNHOMES LLC

37-1903432

ADDRESS

1660 HOTEL CIRCLE NORTH, SUITE 710  
SAN DIEGO, CA 92108

DESCRIPTION OF TRANSFER

RENTAL INCOME

AMOUNT  
OF TRANSFER

648,593.

COPY



NAME OF CONTROLLED ENTITY

EMPLOYER ID NO

604 RIVIERA DE VILLE LLC

38-4082293

ADDRESS

1660 HOTEL CIRCLE NORTH, SUITE 710  
SAN DIEGO, CA 92108

DESCRIPTION OF TRANSFER

RENTAL INCOME

AMOUNT  
OF TRANSFER

931,755.

NAME OF CONTROLLED ENTITY

EMPLOYER ID NO

605 DORIANA LLC

38-4083346

ADDRESS

1660 HOTEL CIRCLE NORTH, SUITE 710  
SAN DIEGO, CA 92108

DESCRIPTION OF TRANSFER

RENTAL INCOME

AMOUNT  
OF TRANSFER

1,443,417.

COPY

NAME OF CONTROLLED ENTITY

EMPLOYER ID NO

607 NIMITZ LLC

36-4902706

ADDRESS

1660 HOTEL CIRCLE NORTH, SUITE 710  
SAN DIEGO, CA 92108

DESCRIPTION OF TRANSFER

RENTAL INCOME

AMOUNT  
OF TRANSFER

302,927.

NAME OF CONTROLLED ENTITY

EMPLOYER ID NO

608 HACIENDA LLC

30-1101445

ADDRESS

1660 HOTEL CIRCLE NORTH, SUITE 710  
SAN DIEGO, CA 92108

DESCRIPTION OF TRANSFER

RENTAL INCOME

AMOUNT  
OF TRANSFER

683,549.

COPY

NAME OF CONTROLLED ENTITY

EMPLOYER ID NO

610 EAV LLC

36-4899392

ADDRESS

1660 HOTEL CIRCLE NORTH, SUITE 710  
SAN DIEGO, CA 92108

DESCRIPTION OF TRANSFER

RENTAL INCOME

AMOUNT  
OF TRANSFER

578,150.

NAME OF CONTROLLED ENTITY

EMPLOYER ID NO

611 CASAS NUEVAS LLC

38-4084343

ADDRESS

1660 HOTEL CIRCLE NORTH, SUITE 710  
SAN DIEGO, CA 92108

DESCRIPTION OF TRANSFER

RENTAL INCOME

AMOUNT  
OF TRANSFER

850,329.

COPY

NAME OF CONTROLLED ENTITY

EMPLOYER ID NO

612 CEDAR GLEN LLC

38-4085187

ADDRESS

1660 HOTEL CIRCLE NORTH, SUITE 710  
SAN DIEGO, CA 92108

DESCRIPTION OF TRANSFER

RENTAL INCOME

AMOUNT  
OF TRANSFER

362,626.

NAME OF CONTROLLED ENTITY

EMPLOYER ID NO

614 SHADY LANE LLC

32-0568804

ADDRESS

1660 HOTEL CIRCLE NORTH, SUITE 710  
SAN DIEGO, CA 92108

DESCRIPTION OF TRANSFER

RENTAL INCOME

AMOUNT  
OF TRANSFER

817,387.

COPY

NAME OF CONTROLLED ENTITY

EMPLOYER ID NO

615 CONRAD VILLAS LLC

38-4085902

ADDRESS

1660 HOTEL CIRCLE NORTH, SUITE 710  
SAN DIEGO, CA 92108

DESCRIPTION OF TRANSFER

RENTAL INCOME

AMOUNT  
OF TRANSFER

295,126.

NAME OF CONTROLLED ENTITY

EMPLOYER ID NO

616 HIDDEN MEADOWS LLC

37-1904769

ADDRESS

1660 HOTEL CIRCLE NORTH, SUITE 710  
SAN DIEGO, CA 92108

DESCRIPTION OF TRANSFER

RENTAL INCOME

AMOUNT  
OF TRANSFER

886,646.

COPY

NAME OF CONTROLLED ENTITY

EMPLOYER ID NO

617 SILVERADO LLC

38-4085024

ADDRESS

1660 HOTEL CIRCLE NORTH, SUITE 710  
SAN DIEGO, CA 92108

DESCRIPTION OF TRANSFER

RENTAL INCOME

AMOUNT  
OF TRANSFER

357,384.

NAME OF CONTROLLED ENTITY

EMPLOYER ID NO

618 BALLANTYNE LLC

37-1899310

ADDRESS

1660 HOTEL CIRCLE NORTH, SUITE 710  
SAN DIEGO, CA 92108

DESCRIPTION OF TRANSFER

RENTAL INCOME

AMOUNT  
OF TRANSFER

268,349.

COPY

NAME OF CONTROLLED ENTITY

EMPLOYER ID NO

620 CANYON CREST LLC

35-2631941

ADDRESS

1660 HOTEL CIRCLE NORTH, SUITE 710  
SAN DIEGO, CA 92108

DESCRIPTION OF TRANSFER

RENTAL INCOME

AMOUNT  
OF TRANSFER

779,153.

NAME OF CONTROLLED ENTITY

EMPLOYER ID NO

621 STARLIGHT GROVE LLC

38-4084905

ADDRESS

1660 HOTEL CIRCLE NORTH, SUITE 710  
SAN DIEGO, CA 92108

DESCRIPTION OF TRANSFER

RENTAL INCOME

AMOUNT  
OF TRANSFER

347,842.

COPY

NAME OF CONTROLLED ENTITY

EMPLOYER ID NO

623 CALAVO WOODS LLC

36-4902329

ADDRESS

1660 HOTEL CIRCLE NORTH, SUITE 710  
SAN DIEGO, CA 92108

DESCRIPTION OF TRANSFER

RENTAL INCOME

AMOUNT  
OF TRANSFER

615,639.

NAME OF CONTROLLED ENTITY

EMPLOYER ID NO

624 REDWOOD GARDENS LLC

30-1089252

ADDRESS

1660 HOTEL CIRCLE NORTH, SUITE 710  
SAN DIEGO, CA 92108

DESCRIPTION OF TRANSFER

RENTAL INCOME

AMOUNT  
OF TRANSFER

819,248.

COPY



NAME OF CONTROLLED ENTITY

EMPLOYER ID NO

626 PRESIDENT LINCOLN LLC

35-2628843

ADDRESS

1660 HOTEL CIRCLE NORTH, SUITE 710  
SAN DIEGO, CA 92108

DESCRIPTION OF TRANSFER

RENTAL INCOME

AMOUNT  
OF TRANSFER

264,051.

NAME OF CONTROLLED ENTITY

EMPLOYER ID NO

627 SUNRISE VILLAGE LLC

30-1085116

ADDRESS

1660 HOTEL CIRCLE NORTH, SUITE 710  
SAN DIEGO, CA 92108

DESCRIPTION OF TRANSFER

RENTAL INCOME

AMOUNT  
OF TRANSFER

943,666.

COPY

NAME OF CONTROLLED ENTITY

EMPLOYER ID NO

628 LAS HACIENDAS LLC

32-0568591

ADDRESS

1660 HOTEL CIRCLE NORTH, SUITE 710  
SAN DIEGO, CA 92108

DESCRIPTION OF TRANSFER

RENTAL INCOME

AMOUNT  
OF TRANSFER

183,538.

NAME OF CONTROLLED ENTITY

EMPLOYER ID NO

630 CORINTHIAN LLC

37-1900255

ADDRESS

1660 HOTEL CIRCLE NORTH, SUITE 710  
SAN DIEGO, CA 92108

DESCRIPTION OF TRANSFER

RENTAL INCOME

AMOUNT  
OF TRANSFER

577,393.

COPY

NAME OF CONTROLLED ENTITY

EMPLOYER ID NO

631 RANCHO LAS PALMAS LLC

32-0569503

ADDRESS

1660 HOTEL CIRCLE NORTH, SUITE 710  
SAN DIEGO, CA 92108

DESCRIPTION OF TRANSFER

RENTAL INCOME

AMOUNT  
OF TRANSFER

768,654.

NAME OF CONTROLLED ENTITY

EMPLOYER ID NO

634 PARK FIRST LLC

35-2632870

ADDRESS

1660 HOTEL CIRCLE NORTH, SUITE 710  
SAN DIEGO, CA 92108

DESCRIPTION OF TRANSFER

RENTAL INCOME

AMOUNT  
OF TRANSFER

290,795.

COPY

NAME OF CONTROLLED ENTITY

EMPLOYER ID NO

635 LAUREL LANE LLC

30-1101291

ADDRESS

1660 HOTEL CIRCLE NORTH, SUITE 710  
SAN DIEGO, CA 92108

DESCRIPTION OF TRANSFER

RENTAL INCOME

AMOUNT  
OF TRANSFER

155,863.

NAME OF CONTROLLED ENTITY

EMPLOYER ID NO

637 VILLA PATRICIA LLC

32-0572611

ADDRESS

1660 HOTEL CIRCLE NORTH, SUITE 710  
SAN DIEGO, CA 92108

DESCRIPTION OF TRANSFER

RENTAL INCOME

AMOUNT  
OF TRANSFER

486,883.

COPY

NAME OF CONTROLLED ENTITY

EMPLOYER ID NO

638 SOUTH ANZA LLC

37-1903494

ADDRESS

1660 HOTEL CIRCLE NORTH, SUITE 710  
SAN DIEGO, CA 92108

DESCRIPTION OF TRANSFER

RENTAL INCOME

AMOUNT  
OF TRANSFER

238,573.

NAME OF CONTROLLED ENTITY

EMPLOYER ID NO

639 SUN VALLEY LLC

30-1104277

ADDRESS

1660 HOTEL CIRCLE NORTH, SUITE 710  
SAN DIEGO, CA 92108

DESCRIPTION OF TRANSFER

RENTAL INCOME

AMOUNT  
OF TRANSFER

492,817.

COPY

NAME OF CONTROLLED ENTITY

EMPLOYER ID NO

641 HIGHLAND VIEW LLC

38-4087542

ADDRESS

1660 HOTEL CIRCLE NORTH, SUITE 710  
SAN DIEGO, CA 92108

DESCRIPTION OF TRANSFER

RENTAL INCOME

AMOUNT  
OF TRANSFER

430,529.

NAME OF CONTROLLED ENTITY

EMPLOYER ID NO

642 DEL RIO LLC

32-0572496

ADDRESS

1660 HOTEL CIRCLE NORTH, SUITE 710  
SAN DIEGO, CA 92108

DESCRIPTION OF TRANSFER

RENTAL INCOME

AMOUNT  
OF TRANSFER

256,523.

COPY

NAME OF CONTROLLED ENTITY

EMPLOYER ID NO

643 VALLE DEL SOL LLC

32-0574475

ADDRESS

1660 HOTEL CIRCLE NORTH, SUITE 710  
SAN DIEGO, CA 92108

DESCRIPTION OF TRANSFER

RENTAL INCOME

AMOUNT  
OF TRANSFER

445,746.

NAME OF CONTROLLED ENTITY

EMPLOYER ID NO

644 KENWOOD LLC

61-1894944

ADDRESS

1660 HOTEL CIRCLE NORTH, SUITE 710  
SAN DIEGO, CA 92108

DESCRIPTION OF TRANSFER

RENTAL INCOME

AMOUNT  
OF TRANSFER

1,355,290.

COPY

NAME OF CONTROLLED ENTITY

EMPLOYER ID NO

645 CHEVY CHASE LLC

61-1896035

ADDRESS

1660 HOTEL CIRCLE NORTH, SUITE 710  
SAN DIEGO, CA 92108

DESCRIPTION OF TRANSFER

RENTAL INCOME

AMOUNT  
OF TRANSFER

580,413.

NAME OF CONTROLLED ENTITY

EMPLOYER ID NO

646 RAMONA VILLAGE LLC

61-1897611

ADDRESS

1660 HOTEL CIRCLE NORTH, SUITE 710  
SAN DIEGO, CA 92108

DESCRIPTION OF TRANSFER

RENTAL INCOME

AMOUNT  
OF TRANSFER

570,362.

COPY



NAME OF CONTROLLED ENTITY

EMPLOYER ID NO

648 PARK TERRACE LLC

36-4904687

ADDRESS

1660 HOTEL CIRCLE NORTH, SUITE 710  
SAN DIEGO, CA 92108

DESCRIPTION OF TRANSFER

RENTAL INCOME

AMOUNT  
OF TRANSFER

1,007,234.

NAME OF CONTROLLED ENTITY

EMPLOYER ID NO

649 GROVE APTS LLC

35-2627391

ADDRESS

1660 HOTEL CIRCLE NORTH, SUITE 710  
SAN DIEGO, CA 92108

DESCRIPTION OF TRANSFER

RENTAL INCOME

AMOUNT  
OF TRANSFER

708,103.

COPY

NAME OF CONTROLLED ENTITY

EMPLOYER ID NO

651 TOWN PLAZA LLC

30-1071578

ADDRESS

1660 HOTEL CIRCLE NORTH, SUITE 710  
SAN DIEGO, CA 92108

DESCRIPTION OF TRANSFER

RENTAL INCOME

AMOUNT  
OF TRANSFER

323,731.

NAME OF CONTROLLED ENTITY

EMPLOYER ID NO

654 MISSION TERRACE LLC

36-4898601

ADDRESS

1660 HOTEL CIRCLE NORTH, SUITE 710  
SAN DIEGO, CA 92108

DESCRIPTION OF TRANSFER

RENTAL INCOME

AMOUNT  
OF TRANSFER

714,272.

COPY

NAME OF CONTROLLED ENTITY

EMPLOYER ID NO

655 GREYSTONE VILLAGE LLC

36-4904800

ADDRESS

1660 HOTEL CIRCLE NORTH, SUITE 710  
SAN DIEGO, CA 92108

DESCRIPTION OF TRANSFER

RENTAL INCOME

AMOUNT  
OF TRANSFER

417,780.

NAME OF CONTROLLED ENTITY

EMPLOYER ID NO

656 TIERRA DEL SOL LLC

35-2627866

ADDRESS

1660 HOTEL CIRCLE NORTH, SUITE 710  
SAN DIEGO, CA 92108

DESCRIPTION OF TRANSFER

RENTAL INCOME

AMOUNT  
OF TRANSFER

761,818.

COPY

NAME OF CONTROLLED ENTITY

EMPLOYER ID NO

658 WOODGLEN LLC

30-1089288

ADDRESS

1660 HOTEL CIRCLE NORTH, SUITE 710  
SAN DIEGO, CA 92108

DESCRIPTION OF TRANSFER

RENTAL INCOME

AMOUNT  
OF TRANSFER

982,979.

NAME OF CONTROLLED ENTITY

EMPLOYER ID NO

659 COUNTRYSIDE LLC

32-0567262

ADDRESS

1660 HOTEL CIRCLE NORTH, SUITE 710  
SAN DIEGO, CA 92108

DESCRIPTION OF TRANSFER

RENTAL INCOME

AMOUNT  
OF TRANSFER

499,005.

COPY

NAME OF CONTROLLED ENTITY

EMPLOYER ID NO

660 QUAIL RUN LLC

36-4904940

ADDRESS

1660 HOTEL CIRCLE NORTH, SUITE 710  
SAN DIEGO, CA 92108

DESCRIPTION OF TRANSFER

RENTAL INCOME

AMOUNT  
OF TRANSFER

1,064,687.

NAME OF CONTROLLED ENTITY

EMPLOYER ID NO

661 VISTA LANE LLC

61-1892172

ADDRESS

1660 HOTEL CIRCLE NORTH, SUITE 710  
SAN DIEGO, CA 92108

DESCRIPTION OF TRANSFER

RENTAL INCOME

AMOUNT  
OF TRANSFER

548,387.

COPY

NAME OF CONTROLLED ENTITY

EMPLOYER ID NO

662 PALMILLA LLC

36-4902569

ADDRESS

1660 HOTEL CIRCLE NORTH, SUITE 710  
SAN DIEGO, CA 92108

DESCRIPTION OF TRANSFER

RENTAL INCOME

AMOUNT  
OF TRANSFER

965,246.

NAME OF CONTROLLED ENTITY

EMPLOYER ID NO

663 PEACH PROP LLC

61-1890858

ADDRESS

1660 HOTEL CIRCLE NORTH, SUITE 710  
SAN DIEGO, CA 92108

DESCRIPTION OF TRANSFER

RENTAL INCOME

AMOUNT  
OF TRANSFER

547,081.

COPY

NAME OF CONTROLLED ENTITY

EMPLOYER ID NO

700 BAY POINTE LLC

35-2629547

ADDRESS

1660 HOTEL CIRCLE NORTH, SUITE 710  
SAN DIEGO, CA 92108

DESCRIPTION OF TRANSFER

RENTAL INCOME

AMOUNT  
OF TRANSFER

2,939,743.

NAME OF CONTROLLED ENTITY

EMPLOYER ID NO

708 REGENCY LLC

30-1103982

ADDRESS

1660 HOTEL CIRCLE NORTH, SUITE 710  
SAN DIEGO, CA 92108

DESCRIPTION OF TRANSFER

RENTAL INCOME

AMOUNT  
OF TRANSFER

140,413.

COPY

NAME OF CONTROLLED ENTITY

EMPLOYER ID NO

901 SSS OLD TOWN LLC

35-2635576

ADDRESS

1660 HOTEL CIRCLE NORTH, SUITE 710  
SAN DIEGO, CA 92108

DESCRIPTION OF TRANSFER

RENTAL INCOME

AMOUNT  
OF TRANSFER

221,144.

NAME OF CONTROLLED ENTITY

EMPLOYER ID NO

902 SSS OLD TOWN/ANNEX LLC

37-1905813

ADDRESS

1660 HOTEL CIRCLE NORTH, SUITE 710  
SAN DIEGO, CA 92108

DESCRIPTION OF TRANSFER

RENTAL INCOME

AMOUNT  
OF TRANSFER

339,386.

COPY



NAME OF CONTROLLED ENTITY

EMPLOYER ID NO

903 SSS LAKESIDE LLC

35-2634604

ADDRESS

1660 HOTEL CIRCLE NORTH, SUITE 710  
SAN DIEGO, CA 92108

DESCRIPTION OF TRANSFER

RENTAL INCOME

AMOUNT  
OF TRANSFER

675,797.

NAME OF CONTROLLED ENTITY

EMPLOYER ID NO

596 SUNSET TERRACE LLC

61-1890675

ADDRESS

1660 HOTEL CIRCLE NORTH, SUITE 710  
SAN DIEGO, CA 92108

DESCRIPTION OF TRANSFER

RENTAL INCOME

AMOUNT  
OF TRANSFER

830,304.

TOTAL AMOUNT OF TRANSFERS FROM CONTROLLED ENTITIES

37,040,279.

COPY

FORM 990-PF

SCHEDULE OF CONTROLLED ENTITIES  
PART VI-A, LINE 11

STATEMENT 16

NAME OF CONTROLLED ENTITY

EMPLOYER ID NO

422 SOLITA LLC

61-1896124

ADDRESS

EXCESS BUSINESS HOLDING [ ] YES [X] NO

1660 HOTEL CIRCLE NORTH, SUITE 710  
SAN DIEGO, CA 92108

NAME OF CONTROLLED ENTITY

EMPLOYER ID NO

519 GROVE CONDOS LLC

61-1894818

ADDRESS

EXCESS BUSINESS HOLDING [ ] YES [X] NO

1660 HOTEL CIRCLE NORTH, SUITE 710  
SAN DIEGO, CA 92108

NAME OF CONTROLLED ENTITY

EMPLOYER ID NO

535 CREEKSIDE LLC

38-4081872

ADDRESS

EXCESS BUSINESS HOLDING [ ] YES [X] NO

1660 HOTEL CIRCLE NORTH, SUITE 710  
SAN DIEGO, CA 92108

NAME OF CONTROLLED ENTITY

EMPLOYER ID NO

570 MESA RIDGE LLC

35-2631757

ADDRESS

EXCESS BUSINESS HOLDING [ ] YES [X] NO

1660 HOTEL CIRCLE NORTH, SUITE 710  
SAN DIEGO, CA 92108

NAME OF CONTROLLED ENTITY

EMPLOYER ID NO

595 GOLDEN TREE LLC

35-2628179

ADDRESS

EXCESS BUSINESS HOLDING [ ] YES [X] NO

1660 HOTEL CIRCLE NORTH, SUITE 710  
SAN DIEGO, CA 92108

NAME OF CONTROLLED ENTITY

EMPLOYER ID NO

597 LAUREL LANE LLC

35-2630595

ADDRESS

EXCESS BUSINESS HOLDING [ ] YES [X] NO

1660 HOTEL CIRCLE NORTH, SUITE 710  
SAN DIEGO, CA 92108

NAME OF CONTROLLED ENTITY

EMPLOYER ID NO

598 FASHION HILLS LLC

36-4899175

ADDRESS

EXCESS BUSINESS HOLDING [ ] YES [X] NO

1660 HOTEL CIRCLE NORTH, SUITE 710  
SAN DIEGO, CA 92108

NAME OF CONTROLLED ENTITY

EMPLOYER ID NO

601 PB TOWNHOMES LLC

37-1903432

ADDRESS

EXCESS BUSINESS HOLDING [ ] YES [X] NO

1660 HOTEL CIRCLE NORTH, SUITE 710  
SAN DIEGO, CA 92108

NAME OF CONTROLLED ENTITY

EMPLOYER ID NO

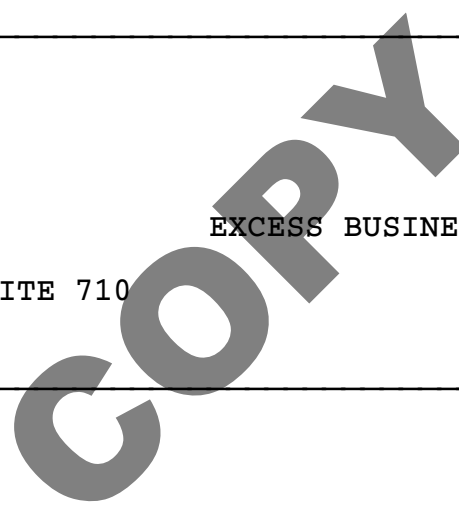
604 RIVIERA DE VILLE LLC

38-4082293

ADDRESS

EXCESS BUSINESS HOLDING [ ] YES [X] NO

1660 HOTEL CIRCLE NORTH, SUITE 710  
SAN DIEGO, CA 92108



NAME OF CONTROLLED ENTITY

EMPLOYER ID NO

605 DORIANA LLC

38-4083346

ADDRESS

EXCESS BUSINESS HOLDING [ ] YES [X] NO

1660 HOTEL CIRCLE NORTH, SUITE 710  
SAN DIEGO, CA 92108

NAME OF CONTROLLED ENTITY

EMPLOYER ID NO

607 NIMITZ LLC

36-4902706

ADDRESS

EXCESS BUSINESS HOLDING [ ] YES [X] NO

1660 HOTEL CIRCLE NORTH, SUITE 710  
SAN DIEGO, CA 92108

NAME OF CONTROLLED ENTITY

EMPLOYER ID NO

608 HACIENDA LLC

30-1101445

ADDRESS

EXCESS BUSINESS HOLDING [ ] YES [X] NO

1660 HOTEL CIRCLE NORTH, SUITE 710  
SAN DIEGO, CA 92108

NAME OF CONTROLLED ENTITY

EMPLOYER ID NO

610 EAV LLC

36-4899392

ADDRESS

EXCESS BUSINESS HOLDING [ ] YES [X] NO

1660 HOTEL CIRCLE NORTH, SUITE 710  
SAN DIEGO, CA 92108

NAME OF CONTROLLED ENTITY

EMPLOYER ID NO

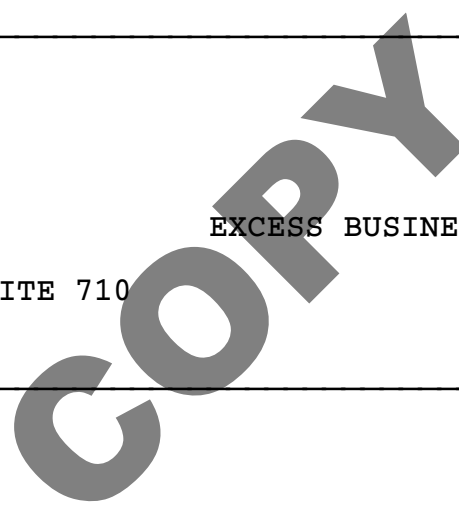
611 CASAS NUEVAS LLC

38-4084343

ADDRESS

EXCESS BUSINESS HOLDING [ ] YES [X] NO

1660 HOTEL CIRCLE NORTH, SUITE 710  
SAN DIEGO, CA 92108



NAME OF CONTROLLED ENTITY

EMPLOYER ID NO

612 CEDAR GLEN LLC

38-4085187

ADDRESS

EXCESS BUSINESS HOLDING [ ] YES [X] NO

1660 HOTEL CIRCLE NORTH, SUITE 710  
SAN DIEGO, CA 92108

NAME OF CONTROLLED ENTITY

EMPLOYER ID NO

614 SHADY LANE LLC

32-0568804

ADDRESS

EXCESS BUSINESS HOLDING [ ] YES [X] NO

1660 HOTEL CIRCLE NORTH, SUITE 710  
SAN DIEGO, CA 92108

NAME OF CONTROLLED ENTITY

EMPLOYER ID NO

615 CONRAD VILLAS LLC

38-4085902

ADDRESS

EXCESS BUSINESS HOLDING [ ] YES [X] NO

1660 HOTEL CIRCLE NORTH, SUITE 710  
SAN DIEGO, CA 92108

NAME OF CONTROLLED ENTITY

EMPLOYER ID NO

616 HIDDEN MEADOWS LLC

37-1904769

ADDRESS

EXCESS BUSINESS HOLDING [ ] YES [X] NO

1660 HOTEL CIRCLE NORTH, SUITE 710  
SAN DIEGO, CA 92108

NAME OF CONTROLLED ENTITY

EMPLOYER ID NO

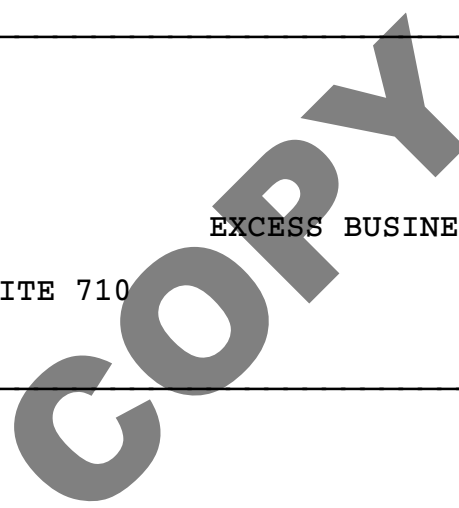
617 SILVERADO LLC

38-4085024

ADDRESS

EXCESS BUSINESS HOLDING [ ] YES [X] NO

1660 HOTEL CIRCLE NORTH, SUITE 710  
SAN DIEGO, CA 92108



NAME OF CONTROLLED ENTITY

EMPLOYER ID NO

618 BALLANTYNE LLC

37-1899310

ADDRESS

EXCESS BUSINESS HOLDING [ ] YES [X] NO

1660 HOTEL CIRCLE NORTH, SUITE 710  
SAN DIEGO, CA 92108

NAME OF CONTROLLED ENTITY

EMPLOYER ID NO

620 CANYON CREST LLC

35-2631941

ADDRESS

EXCESS BUSINESS HOLDING [ ] YES [X] NO

1660 HOTEL CIRCLE NORTH, SUITE 710  
SAN DIEGO, CA 92108

NAME OF CONTROLLED ENTITY

EMPLOYER ID NO

621 STARLIGHT GROVE LLC

38-4084905

ADDRESS

EXCESS BUSINESS HOLDING [ ] YES [X] NO

1660 HOTEL CIRCLE NORTH, SUITE 710  
SAN DIEGO, CA 92108

NAME OF CONTROLLED ENTITY

EMPLOYER ID NO

623 CALAVO WOODS LLC

36-4902329

ADDRESS

EXCESS BUSINESS HOLDING [ ] YES [X] NO

1660 HOTEL CIRCLE NORTH, SUITE 710  
SAN DIEGO, CA 92108

NAME OF CONTROLLED ENTITY

EMPLOYER ID NO

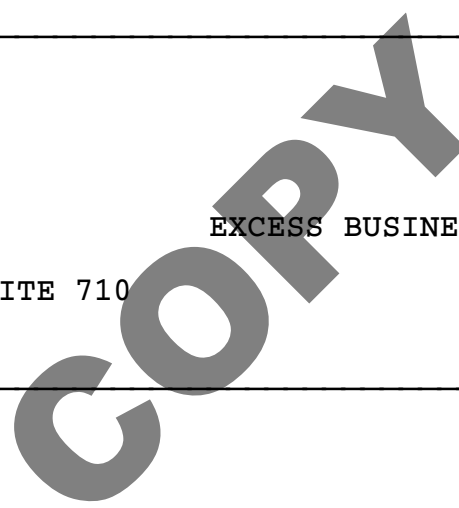
624 REDWOOD GARDENS LLC

30-1089252

ADDRESS

EXCESS BUSINESS HOLDING [ ] YES [X] NO

1660 HOTEL CIRCLE NORTH, SUITE 710  
SAN DIEGO, CA 92108



NAME OF CONTROLLED ENTITY

EMPLOYER ID NO

626 PRESIDENT LINCOLN LLC

35-2628843

ADDRESS

EXCESS BUSINESS HOLDING [ ] YES [X] NO

1660 HOTEL CIRCLE NORTH, SUITE 710  
SAN DIEGO, CA 92108

NAME OF CONTROLLED ENTITY

EMPLOYER ID NO

627 SUNRISE VILLAGE LLC

30-1085116

ADDRESS

EXCESS BUSINESS HOLDING [ ] YES [X] NO

1660 HOTEL CIRCLE NORTH, SUITE 710  
SAN DIEGO, CA 92108

NAME OF CONTROLLED ENTITY

EMPLOYER ID NO

628 LAS HACIENDAS LLC

32-0568591

ADDRESS

EXCESS BUSINESS HOLDING [ ] YES [X] NO

1660 HOTEL CIRCLE NORTH, SUITE 710  
SAN DIEGO, CA 92108

NAME OF CONTROLLED ENTITY

EMPLOYER ID NO

630 CORINTHIAN LLC

37-1900255

ADDRESS

EXCESS BUSINESS HOLDING [ ] YES [X] NO

1660 HOTEL CIRCLE NORTH, SUITE 710  
SAN DIEGO, CA 92108

NAME OF CONTROLLED ENTITY

EMPLOYER ID NO

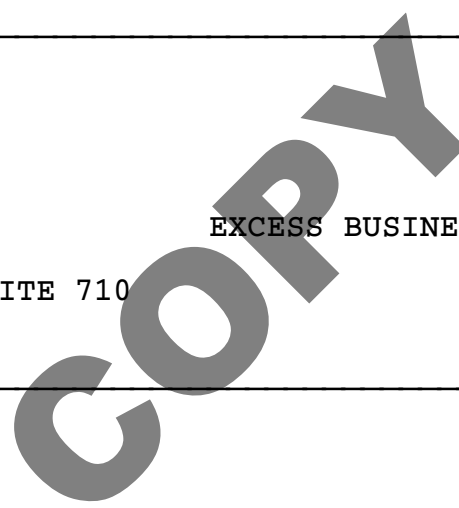
631 RANCHO LAS PALMAS LLC

32-0569503

ADDRESS

EXCESS BUSINESS HOLDING [ ] YES [X] NO

1660 HOTEL CIRCLE NORTH, SUITE 710  
SAN DIEGO, CA 92108



NAME OF CONTROLLED ENTITY

EMPLOYER ID NO

634 PARK FIRST LLC

35-2632870

ADDRESS

EXCESS BUSINESS HOLDING [ ] YES [X] NO

1660 HOTEL CIRCLE NORTH, SUITE 710  
SAN DIEGO, CA 92108

NAME OF CONTROLLED ENTITY

EMPLOYER ID NO

635 LAUREL LANE LLC

30-1101291

ADDRESS

EXCESS BUSINESS HOLDING [ ] YES [X] NO

1660 HOTEL CIRCLE NORTH, SUITE 710  
SAN DIEGO, CA 92108

NAME OF CONTROLLED ENTITY

EMPLOYER ID NO

637 VILLA PATRICIA LLC

32-0572611

ADDRESS

EXCESS BUSINESS HOLDING [ ] YES [X] NO

1660 HOTEL CIRCLE NORTH, SUITE 710  
SAN DIEGO, CA 92108

NAME OF CONTROLLED ENTITY

EMPLOYER ID NO

638 SOUTH ANZA LLC

37-1903494

ADDRESS

EXCESS BUSINESS HOLDING [ ] YES [X] NO

1660 HOTEL CIRCLE NORTH, SUITE 710  
SAN DIEGO, CA 92108

NAME OF CONTROLLED ENTITY

EMPLOYER ID NO

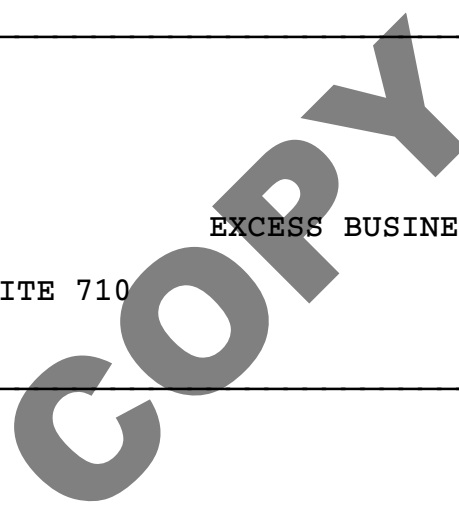
639 SUN VALLEY LLC

30-1104277

ADDRESS

EXCESS BUSINESS HOLDING [ ] YES [X] NO

1660 HOTEL CIRCLE NORTH, SUITE 710  
SAN DIEGO, CA 92108





NAME OF CONTROLLED ENTITY

EMPLOYER ID NO

641 HIGHLAND VIEW LLC

38-4087542

ADDRESS

EXCESS BUSINESS HOLDING [ ] YES [X] NO

1660 HOTEL CIRCLE NORTH, SUITE 710  
SAN DIEGO, CA 92108

NAME OF CONTROLLED ENTITY

EMPLOYER ID NO

642 DEL RIO LLC

32-0572496

ADDRESS

EXCESS BUSINESS HOLDING [ ] YES [X] NO

1660 HOTEL CIRCLE NORTH, SUITE 710  
SAN DIEGO, CA 92108

NAME OF CONTROLLED ENTITY

EMPLOYER ID NO

643 VALLE DEL SOL LLC

32-0574475

ADDRESS

EXCESS BUSINESS HOLDING [ ] YES [X] NO

1660 HOTEL CIRCLE NORTH, SUITE 710  
SAN DIEGO, CA 92108

NAME OF CONTROLLED ENTITY

EMPLOYER ID NO

644 KENWOOD LLC

61-1894944

ADDRESS

EXCESS BUSINESS HOLDING [ ] YES [X] NO

1660 HOTEL CIRCLE NORTH, SUITE 710  
SAN DIEGO, CA 92108

NAME OF CONTROLLED ENTITY

EMPLOYER ID NO

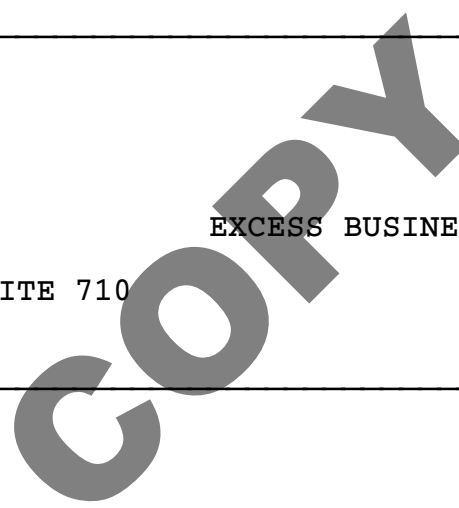
645 CHEVY CHASE LLC

61-1896035

ADDRESS

EXCESS BUSINESS HOLDING [ ] YES [X] NO

1660 HOTEL CIRCLE NORTH, SUITE 710  
SAN DIEGO, CA 92108



NAME OF CONTROLLED ENTITY

EMPLOYER ID NO

646 RAMONA VILLAGE LLC

61-1897611

ADDRESS

EXCESS BUSINESS HOLDING [ ] YES [X] NO

1660 HOTEL CIRCLE NORTH, SUITE 710  
SAN DIEGO, CA 92108

NAME OF CONTROLLED ENTITY

EMPLOYER ID NO

648 PARK TERRACE LLC

36-4904687

ADDRESS

EXCESS BUSINESS HOLDING [ ] YES [X] NO

1660 HOTEL CIRCLE NORTH, SUITE 710  
SAN DIEGO, CA 92108

NAME OF CONTROLLED ENTITY

EMPLOYER ID NO

649 GROVE APTS LLC

35-2627391

ADDRESS

EXCESS BUSINESS HOLDING [ ] YES [X] NO

1660 HOTEL CIRCLE NORTH, SUITE 710  
SAN DIEGO, CA 92108

NAME OF CONTROLLED ENTITY

EMPLOYER ID NO

651 TOWN PLAZA LLC

30-1071578

ADDRESS

EXCESS BUSINESS HOLDING [ ] YES [X] NO

1660 HOTEL CIRCLE NORTH, SUITE 710  
SAN DIEGO, CA 92108

NAME OF CONTROLLED ENTITY

EMPLOYER ID NO

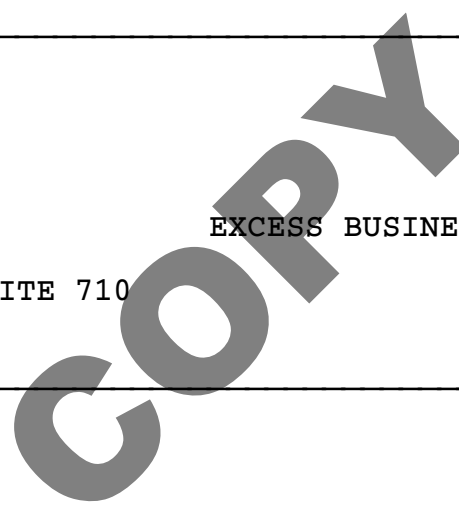
654 MISSION TERRACE LLC

36-4898601

ADDRESS

EXCESS BUSINESS HOLDING [ ] YES [X] NO

1660 HOTEL CIRCLE NORTH, SUITE 710  
SAN DIEGO, CA 92108



NAME OF CONTROLLED ENTITY

EMPLOYER ID NO

655 GREYSTONE VILLAGE LLC

36-4904800

ADDRESS

EXCESS BUSINESS HOLDING [ ] YES [X] NO

1660 HOTEL CIRCLE NORTH, SUITE 710  
SAN DIEGO, CA 92108

NAME OF CONTROLLED ENTITY

EMPLOYER ID NO

656 TIERRA DEL SOL LLC

35-2627866

ADDRESS

EXCESS BUSINESS HOLDING [ ] YES [X] NO

1660 HOTEL CIRCLE NORTH, SUITE 710  
SAN DIEGO, CA 92108

NAME OF CONTROLLED ENTITY

EMPLOYER ID NO

658 WOODGLEN LLC

30-1089288

ADDRESS

EXCESS BUSINESS HOLDING [ ] YES [X] NO

1660 HOTEL CIRCLE NORTH, SUITE 710  
SAN DIEGO, CA 92108

NAME OF CONTROLLED ENTITY

EMPLOYER ID NO

659 COUNTRYSIDE LLC

32-0567262

ADDRESS

EXCESS BUSINESS HOLDING [ ] YES [X] NO

1660 HOTEL CIRCLE NORTH, SUITE 710  
SAN DIEGO, CA 92108

NAME OF CONTROLLED ENTITY

EMPLOYER ID NO

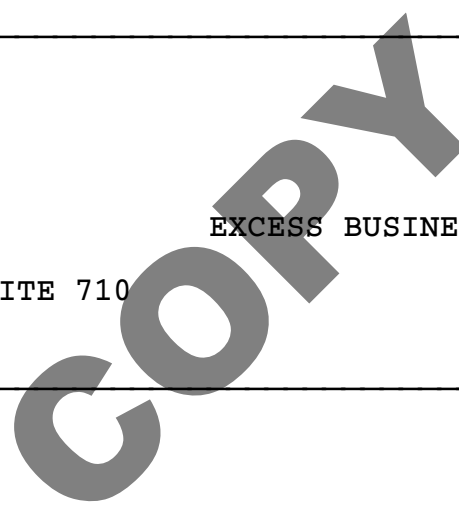
660 QUAIL RUN LLC

36-4904940

ADDRESS

EXCESS BUSINESS HOLDING [ ] YES [X] NO

1660 HOTEL CIRCLE NORTH, SUITE 710  
SAN DIEGO, CA 92108



NAME OF CONTROLLED ENTITY

EMPLOYER ID NO

661 VISTA LANE LLC

61-1892172

ADDRESS

EXCESS BUSINESS HOLDING [ ] YES [X] NO

1660 HOTEL CIRCLE NORTH, SUITE 710  
SAN DIEGO, CA 92108

NAME OF CONTROLLED ENTITY

EMPLOYER ID NO

662 PALMILLA LLC

36-4902569

ADDRESS

EXCESS BUSINESS HOLDING [ ] YES [X] NO

1660 HOTEL CIRCLE NORTH, SUITE 710  
SAN DIEGO, CA 92108

NAME OF CONTROLLED ENTITY

EMPLOYER ID NO

663 PEACH PROP LLC

61-1890858

ADDRESS

EXCESS BUSINESS HOLDING [ ] YES [X] NO

1660 HOTEL CIRCLE NORTH, SUITE 710  
SAN DIEGO, CA 92108

NAME OF CONTROLLED ENTITY

EMPLOYER ID NO

700 BAY POINTE LLC

35-2629547

ADDRESS

EXCESS BUSINESS HOLDING [ ] YES [X] NO

1660 HOTEL CIRCLE NORTH, SUITE 710  
SAN DIEGO, CA 92108

NAME OF CONTROLLED ENTITY

EMPLOYER ID NO

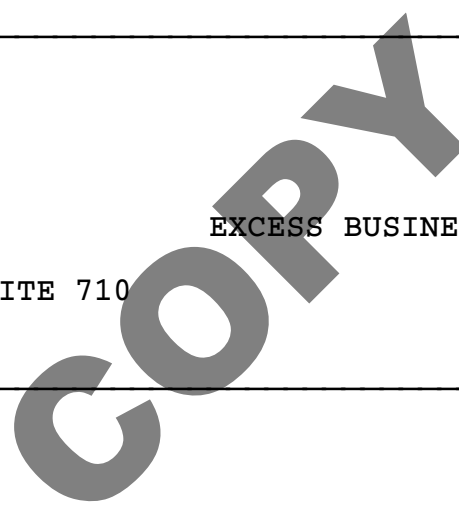
708 REGENCY LLC

30-1103982

ADDRESS

EXCESS BUSINESS HOLDING [ ] YES [X] NO

1660 HOTEL CIRCLE NORTH, SUITE 710  
SAN DIEGO, CA 92108



NAME OF CONTROLLED ENTITY

EMPLOYER ID NO

PROGRESS CONSTRUCTION COMPANY INC

95-2477871

ADDRESS

EXCESS BUSINESS HOLDING [ ] YES [X] NO

1660 HOTEL CIRCLE NORTH, SUITE 710  
SAN DIEGO, CA 92108

NAME OF CONTROLLED ENTITY

EMPLOYER ID NO

911 CRESTLAKE LLC

36-4906336

ADDRESS

EXCESS BUSINESS HOLDING [ ] YES [X] NO

1660 HOTEL CIRCLE NORTH, SUITE 710  
SAN DIEGO, CA 92108

NAME OF CONTROLLED ENTITY

EMPLOYER ID NO

901 SSS OLD TOWN LLC

35-2635576

ADDRESS

EXCESS BUSINESS HOLDING [ ] YES [X] NO

1660 HOTEL CIRCLE NORTH, SUITE 710  
SAN DIEGO, CA 92108

NAME OF CONTROLLED ENTITY

EMPLOYER ID NO

902 SSS OLD TOWN/ANNEX LLC

37-1905813

ADDRESS

EXCESS BUSINESS HOLDING [ ] YES [X] NO

1660 HOTEL CIRCLE NORTH, SUITE 710  
SAN DIEGO, CA 92108

NAME OF CONTROLLED ENTITY

EMPLOYER ID NO

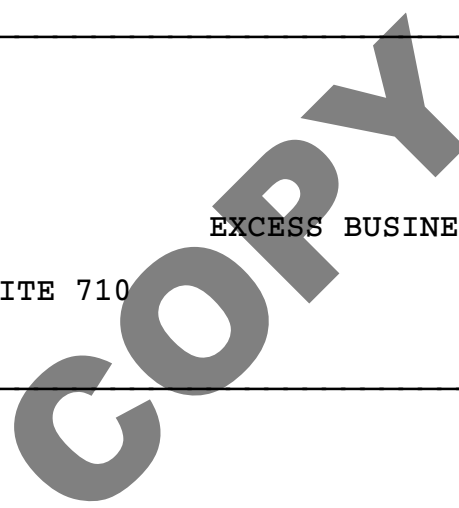
903 SSS LAKESIDE LLC

35-2634604

ADDRESS

EXCESS BUSINESS HOLDING [ ] YES [X] NO

1660 HOTEL CIRCLE NORTH, SUITE 710  
SAN DIEGO, CA 92108





FORM 990-PF

GRANT APPLICATION SUBMISSION INFORMATION  
PART XIV, LINES 2A THROUGH 2D

STATEMENT 18

NAME AND ADDRESS OF PERSON TO WHOM APPLICATIONS SHOULD BE SUBMITTED

DIRECTOR OF GRANTMAKING  
1660 HOTEL CIRCLE NORTH SUITE 710  
SAN DIEGO, CA 92108

TELEPHONE NUMBER

619-860-2100

FORM AND CONTENT OF APPLICATIONS

[HTTPS://WWW.CONRADPREBYSFOUNDATION.ORG/APPLICATION-PROCESS](https://www.conradprebysfoundation.org/application-process) CONTAINS DETAILS ON HOW TO APPLY.



ANY SUBMISSION DEADLINES

[HTTPS://WWW.CONRADPREBYSFOUNDATION.ORG/APPLICATION-PROCESS](https://www.conradprebysfoundation.org/application-process) CONTAINS DETAILS ON TIMING.

RESTRICTIONS AND LIMITATIONS ON AWARDS

THE FOUNDATION CONSIDERS SUBMISSIONS FROM ORGANIZATIONS IN THE FOLLOWING CATEGORIES: MEDICAL RESEARCH, HEALTHCARE, HIGHER EDUCATION (INCLUDING VOCATIONAL/TRADE SCHOOL EDUCATION), VISUAL AND PERFORMING ARTS, YOUTH DEVELOPMENT, ANIMAL CONSERVATION, AND OTHER CHARITABLE PURPOSES CONSISTENT WITH CONRAD PREBYS'S HISTORY OF PHILANTHROPY DURING HIS LIFETIME. THE CONRAD PREBYS FOUNDATION PRIMARILY MAKES GRANTS TO ORGANIZATIONS LOCATED WITHIN SAN DIEGO, CALIFORNIA AND RARELY APPROVES UNSOLICITED APPLICATIONS FROM BEYOND SAN DIEGO COUNTY.





2021 DEPRECIATION AND AMORTIZATION REPORT

RENTAL REAL ESTATE - ALL PROPERTIES

RENT 75

Asset No.	Description	Date Acquired	Method	Life	Conv	Line No.	Unadjusted Cost Or Basis	Bus % Excl	Section 179 Expense	* Reduction In Basis	Basis For Depreciation	Beginning Accumulated Depreciation	Current Sec 179 Expense	Current Year Deduction	Ending Accumulated Depreciation
1015	(D)BUILDING	07/24/16	SL	27.50		MM16	6,403,919.				6,403,919.	1,028,507.		152,759.	1,181,266.
1023	(D)LAND - 422 6752 SOLITA AVE	07/24/16	L				621,739.				621,739.			0.	
1025	(D)BUILDING - 422 6752 SOLITA AVE	07/24/16	SL	27.50		MM16	2,238,261.				2,238,261.	359,477.		54,261.	413,738.
1026	(D)LAND	07/24/16	L				1,257,567.				1,257,567.			0.	
1027	(D)ROOFING - WEST BUILDING	11/20/19	SL	27.50		MM16	72,480.				72,480.	2,856.		2,636.	5,492.
1028	(D)ROOFING - MIDDLE SECTION PHASE 2	12/31/20	SL	27.50		MM16	34,500.				34,500.			836.	836.
1029	(D)STAIRWAY & CATWALK	12/31/20	SL	27.50		MM16	132,741.				132,741.			4,827.	4,827.
1030	(D)LAND	07/24/16	L				4,788,550.				4,788,550.			0.	
1031	(D)BUILDING	07/24/16	SL	27.50		MM16	5,987,732.				5,987,732.	961,666.		145,158.	1,106,824.
1032	(D)LOAN FEES	09/13/18	461	84M		HY43	50,651.				50,651.	16,884.		33,767.	50,651.
1033	(D)BALCONY, STAIRWAY & ENTRY WALKWAY - UNITS 48 & 50	07/30/19	SL	27.50		MM16	18,118.				18,118.	934.		439.	1,373.
1034	(D)ASPHALT PAVING	12/04/19	SL	15.00		16	22,970.				22,970.	1,659.		1,021.	2,680.
1035	(D)ROOFING - BUILDING 9354	08/14/19	SL	27.50		MM16	18,990.				18,990.	979.		460.	1,439.
1036	(D)ROOFING - LAUNDRY ROOM	05/20/20	SL	27.50		MM16	4,730.				4,730.	100.		115.	215.
1037	(D)ROOFING BUILDING 9358	12/27/20	SL	27.50		MM16	35,000.				35,000.			848.	848.
1038	(D)STAIRWAY - UNITS 22, 24, 26, 28, 40, 42	12/27/20	SL	27.50		MM16	49,500.				49,500.			1,200.	1,200.
1039	(D)LAND 540 1760 DIAMOND	07/24/16	L				2,820,618.				2,820,618.			0.	
1040	(D)BUILDING 540 1760 DIAMOND	07/24/16	SL	27.50		MM16	1,731,977.				1,731,977.	278,165.		41,987.	320,152.

2021 DEPRECIATION AND AMORTIZATION REPORT

RENTAL REAL ESTATE - ALL PROPERTIES

RENT 75

Asset No.	Description	Date Acquired	Method	Life	Conv	Line No.	Unadjusted Cost Or Basis	Bus % Excl	Section 179 Expense	* Reduction In Basis	Basis For Depreciation	Beginning Accumulated Depreciation	Current Sec 179 Expense	Current Year Deduction	Ending Accumulated Depreciation
1041	(D)ROOFING 540 1760 DIAMOND - 1/2 OF BUILDING	02/18/20	SL	27.50		MM16	38,800.				38,800.	1,176.		941.	2,117.
1043	(D)LAND 550	07/24/16	L				1,777,272.				1,777,272.			0.	
1044	(D)BUILDING 550	07/24/16	SL	27.50		MM16	517,143.				517,143.	83,056.		12,537.	95,593.
1045	(D)ROOF 550	06/18/19	SL	27.50		MM16	29,800.				29,800.	1,626.		722.	2,348.
1047	(D)LAND 551	07/24/16	L				1,777,272.				1,777,272.			0.	
1048	(D)BUILDING 551	07/24/16	SL	27.50		MM16	516,252.				516,252.	82,912.		12,515.	95,427.
1049	(D)ROOFING 551	04/01/20	SL	27.50		MM16	32,000.				32,000.	873.		776.	1,649.
1055	(D)LAND 570	07/24/16	L				4,486,956.				4,486,956.			0.	
1056	(D)BUILDING 570	07/24/16	SL	27.50		MM16	8,413,044.				8,413,044.	1,351,186.		203,953.	1,555,139.
1057	(D)LOAN FEES 570	08/21/18	461	84M		HY43	33,391.				33,391.	11,131.		22,260.	33,391.
1058	(D)SWIMMING POOL 570	12/31/20	SL	15.00		16	12,301.				12,301.			547.	547.
1059	(D)LAND	07/24/16	L				4,572,192.				4,572,192.			0.	
1060	(D)BUILDING	07/24/16	SL	27.50		MM16	14392815.				14392815.	2,311,575.		348,917.	2,660,492.
1061	(D)LOAN FEES	09/13/18	461	84M		HY43	65,582.				65,582.	21,861.		43,721.	65,582.
1062	(D)ROOFING - BUILDING 2400	09/18/19	SL	27.50		MM16	42,775.				42,775.	1,944.		1,037.	2,981.
1063	(D)ROOFING - BUILDING 2510	10/02/19	SL	27.50		MM16	34,000.				34,000.	1,545.		824.	2,369.
1064	(D)ROOFING - BUILDINGS 2420, 2430, 2511	09/20/20	SL	27.50		MM16	106,500.				106,500.	968.		2,582.	3,550.
1065	(D)LAND	07/24/16	L				9,568,421.				9,568,421.			0.	

2021 DEPRECIATION AND AMORTIZATION REPORT

RENTAL REAL ESTATE - ALL PROPERTIES

RENT 75

Asset No.	Description	Date Acquired	Method	Life	Conv	Line No.	Unadjusted Cost Or Basis	Bus % Excl	Section 179 Expense	* Reduction In Basis	Basis For Depreciation	Beginning Accumulated Depreciation	Current Sec 179 Expense	Current Year Deduction	Ending Accumulated Depreciation
1066	(D)BUILDING	07/24/16	SL	27.50	MM	16	10610035.				10610035.	1,720,504.		257,213.	1,977,717.
1067	(D)ASPHALT PAVING	11/22/20	SL	15.00		16	89,500.				89,500.	497.		3,978.	4,475.
1068	(D)FULL BORDER FENCE	12/03/20	SL	15.00		16	27,425.				27,425.	152.		1,219.	1,371.
1069	(D)ROOFING	12/31/20	SL	27.50	MM	16	87,700.				87,700.			2,126.	2,126.
1070	(D)LAND	07/24/16	L				4,572,072.				4,572,072.			0.	
1071	(D)BUILDING	07/24/16	SL	27.50	MM	16	5,533,995.				5,533,995.	888,794.		134,157.	1,022,951.
1072	(D)LOAN FEES	08/21/18	461	36M	HY	43	24,495.				24,495.	19,051.		5,444.	24,494.
1073	(D)ROOF - UNITS 1-40	07/10/18	SL	27.50	MM	16	95,500.				95,500.	8,393.		2,315.	10,708.
1074	(D)ROOFING - UNITS 41/44, 45/48, 49/52	08/05/19	SL	27.50	MM	16	78,800.				78,800.	4,059.		1,910.	5,969.
1075	(D)WINDOW REPLACEMENTS - UNITS 73, 23, 48, 75, 68, 62	05/06/20	SL	27.50	MM	16	5,000.				5,000.	121.		121.	242.
1076	(D)WINDOW REPLACEMENTS - UNITS 2, 3, 19, 23, 49, 62,	09/09/20	SL	27.50	MM	16	4,990.				4,990.	60.		121.	181.
1077	(D)ROOFING - BUILDINGS 1 & 2	10/14/20	SL	27.50	MM	16	50,000.				50,000.	455.		1,212.	1,667.
1078	(D)LAND	07/24/16	L				11355799.				11355799.			0.	
1079	(D)BUILDING	07/24/16	SL	27.50	MM	16	23136127.				23136127.	3,715,801.		560,876.	4,276,677.
1080	(D)LOAN FEES	09/13/18	461	84M	HY	43	104,371.				104,371.	34,791.		69,580.	104,371.
1081	(D)BALCONIES - UNITS 108, 109, 131, 132	09/18/19	SL	27.50	MM	16	10,000.				10,000.	455.		242.	697.
1082	(D)BALCONIES - UNITS 112 & 134	11/20/19	SL	27.50	MM	16	5,000.				5,000.	197.		121.	318.
1083	(D)WINDOW TRIM - UNITS 2155, 2175, 2204	09/18/19	SL	27.50	MM	16	27,650.				27,650.	1,256.		670.	1,926.

2021 DEPRECIATION AND AMORTIZATION REPORT

RENTAL REAL ESTATE - ALL PROPERTIES

RENT 75

Asset No.	Description	Date Acquired	Method	Life	Conv	Line No.	Unadjusted Cost Or Basis	Bus % Excl	Section 179 Expense	* Reduction In Basis	Basis For Depreciation	Beginning Accumulated Depreciation	Current Sec 179 Expense	Current Year Deduction	Ending Accumulated Depreciation
1084	(D)ASPHALT PAVING	12/16/20	SL	15.00		16	31,250.				31,250.			1,389.	1,389.
1085	(D)LAND	07/24/16	L				2,400,000.				2,400,000.			0.	
1086	(D)BUILDING	07/24/16	SL	27.50	MM	16	1,192,726.				1,192,726.	191,558.		28,915.	220,473.
1087	(D)ROOFING	08/27/19	SL	27.50	MM	16	38,600.				38,600.	1,872.		936.	2,808.
1088	(D)LAND	07/24/16	L				12537878.				12537878.			0.	
1089	(D)BUILDING	07/24/16	SL	27.50	MM	16	20500681.				20500681.	3,292,534.		306,613.	3,599,147.
1090	(D)LOAN FEES	09/13/18	461	84M	HY	43	91,375.				91,375.	30,459.		60,916.	91,375.
1091	(D)ROOF - BUILDING F	11/19/18	SL	27.50	MM	16	79,710.				79,710.	6,040.		1,932.	7,972.
1092	(D)ROOF - BUILDING B	03/10/20	SL	27.50	MM	16	107,000.				107,000.	3,242.		2,594.	5,836.
1093	(D)ASPHALT PAVING	12/27/20	SL	15.00		16	42,700.				42,700.			1,898.	1,898.
1094	(D)ROOF - MANSARDS BUILDINGS A & B	12/27/20	SL	27.50	MM	16	61,380.				61,380.			1,488.	1,488.
1095	(D)WINDOW REPLACEMENT - BUILDING A FRONT	12/09/20	SL	27.50	MM	16	31,900.				31,900.	97.		773.	870.
1096	(D)SWIMMING POOL	12/31/20	SL	15.00		16	44,845.				44,845.			1,993.	1,993.
1097	(D)LAND	07/24/16	L				6,507,595.				6,507,595.			0.	
1098	(D)BUILDING	07/24/16	SL	27.50	MM	16	29639410.				29639410.	4,760,270.		718,531.	5,478,801.
1099	(D)LOAN FEES	09/13/18	461	60M	HY	43	117,134.				117,134.	54,662.		62,472.	117,134.
1100	(D)ROOFING - RAIN GUTTERS BUILDINGS 6694, 6720, 6760,	11/08/20	SL	27.50	MM	16	15,811.				15,811.	96.		383.	479.
1101	(D)LAND	07/24/16	L				2,786,283.				2,786,283.			0.	

2021 DEPRECIATION AND AMORTIZATION REPORT

RENTAL REAL ESTATE - ALL PROPERTIES

RENT 75

Asset No.	Description	Date Acquired	Method	Life	Conv	Line No.	Unadjusted Cost Or Basis	Bus % Excl	Section 179 Expense	* Reduction In Basis	Basis For Depreciation	Beginning Accumulated Depreciation	Current Sec 179 Expense	Current Year Deduction	Ending Accumulated Depreciation
1102	(D)BUILDING	07/24/16	SL	27.50	MM	16	5,099,826.				5,099,826.	819,064.		123,632.	942,696.
1103	(D)REPAVE PARKING LOT	11/28/18	SL	15.00		16	25,600.				25,600.	4,126.		1,138.	5,264.
1104	(D)ROOFING - WEST BUILDING	11/26/19	SL	27.50	MM	16	79,800.				79,800.	3,144.		1,935.	5,079.
1105	(D)ROOFING - BUILDING 2	10/28/20	SL	27.50	MM	16	62,000.				62,000.	376.		1,503.	1,879.
1106	(D)LAND	07/24/16	L				5,564,516.				5,564,516.			0.	
1107	(D)BUILDING	07/24/16	SL	27.50	MM	16	8,208,288.				8,208,288.	1,318,300.		198,989.	1,517,289.
1108	(D)LOAN FEES	08/21/18	461	84M	HY	43	34,374.				34,374.	11,458.		22,916.	34,374.
1109	(D)ROOFING - SOUTH SIDE	09/11/19	SL	27.50	MM	16	42,000.				42,000.	2,036.		1,018.	3,054.
1110	(D)ROOFING - NORTH SIDE	06/10/20	SL	27.50	MM	16	98,000.				98,000.	2,079.		2,376.	4,455.
1111	(D)LAND	07/24/16	L				10450000.				10450000.			0.	
1112	(D)BUILDING	07/24/16	SL	27.50	MM	16	11530951.				11530951.	1,851,940.		279,538.	2,131,478.
1113	(D)LOAN FEES	08/21/18	461	84M	HY	43	55,212.				55,212.	18,403.		36,809.	55,212.
1114	(D)ASPHALT PAVING	12/23/19	SL	15.00		16	21,100.				21,100.	1,407.		938.	2,345.
1115	(D)ROOFING - BUILDINGS B19-B20 & A19-A24	09/24/19	SL	27.50	MM	16	33,093.				33,093.	1,504.		802.	2,306.
1116	(D)STAIRWAYS - UNITS A11, A12, A17, A18, A20, & A21	12/04/19	SL	27.50	MM	16	32,837.				32,837.	1,294.		796.	2,090.
1117	(D)ASPHALT PAVING	08/19/20	SL	15.00		16	5,200.				5,200.	116.		231.	347.
1118	(D)ROOFING - POOL ROOM	01/16/20	SL	27.50	MM	16	2,500.				2,500.	83.		61.	144.
1119	(D)ASPHALT PAVING	12/09/20	SL	15.00		16	29,600.				29,600.	164.		1,316.	1,480.

2021 DEPRECIATION AND AMORTIZATION REPORT

RENTAL REAL ESTATE - ALL PROPERTIES

RENT 75

Asset No.	Description	Date Acquired	Method	Life	Conv	Line No.	Unadjusted Cost Or Basis	Bus % Excl	Section 179 Expense	* Reduction In Basis	Basis For Depreciation	Beginning Accumulated Depreciation	Current Sec 179 Expense	Current Year Deduction	Ending Accumulated Depreciation
1120	(D)BALCONY SUPPORTS - BUILDING A	10/19/20	SL	27.50	MM	16	10,920.				10,920.	66.		265.	331.
1121	(D)STAIRWAY AND LANDING	12/27/20	SL	27.50	MM	16	21,530.				21,530.			522.	522.
1122	(D)LAND	07/24/16	L				5,490,103.				5,490,103.			0.	
1123	(D)BUILDING	07/24/16	SL	27.50	MM	16	10233294.				10233294.	1,643,530.		248,080.	1,891,610.
1124	(D)LOAN FEES	09/13/18	461	84M	HY	43	57,665.				57,665.	19,221.		38,444.	57,665.
1125	(D)ROOF - BUILDING 1070	06/27/19	SL	27.50	MM	16	69,350.				69,350.	3,783.		1,681.	5,464.
1126	(D)ROOF - BUILDING 1080	10/23/20	SL	27.50	MM	16	71,000.				71,000.	430.		1,721.	2,151.
1127	(D)LAND	07/24/16	L				6,176,470.				6,176,470.			0.	
1128	(D)BUILDING	07/24/16	SL	27.50	MM	16	11278144.				11278144.	1,811,339.		273,410.	2,084,749.
1129	(D)LOAN FEES	08/21/18	461	36M	HY	43	47,429.				47,429.	36,889.		10,540.	47,429.
1130	(D)REPAVE PARKING LOT & SPEED BUMPS	07/31/18	SL	15.00		16	31,000.				31,000.	4,996.		1,378.	6,374.
1131	(D)ROOF - UNITS 108-119	12/11/18	SL	27.50	MM	16	49,880.				49,880.	3,629.		1,209.	4,838.
1132	(D)ROOFING - BUILDINGS 26/61	10/29/19	SL	27.50	MM	16	74,800.				74,800.	3,173.		1,813.	4,986.
1133	(D)WINDOW REPLACEMENT - UNITS 1-12	09/23/20	SL	27.50	MM	16	27,520.				27,520.	250.		667.	917.
1134	(D)ROOFING - BUILDINGS 62/81	10/19/20	SL	27.50	MM	16	64,980.				64,980.	394.		1,575.	1,969.
1135	(D)WINDOW REPLACEMENT - UNITS 13-25	12/28/20	SL	27.50	MM	16	22,360.				22,360.			542.	542.
1136	(D)LAND	07/24/16	L				7,610,738.				7,610,738.			0.	
1137	(D)BUILDING	07/24/16	SL	27.50	MM	16	8,589,262.				8,589,262.	1,379,488.		208,225.	1,587,713.

2021 DEPRECIATION AND AMORTIZATION REPORT

RENTAL REAL ESTATE - ALL PROPERTIES

RENT 75

Asset No.	Description	Date Acquired	Method	Life	Conv	Line No.	Unadjusted Cost Or Basis	Bus % Excl	Section 179 Expense	* Reduction In Basis	Basis For Depreciation	Beginning Accumulated Depreciation	Current Sec 179 Expense	Current Year Deduction	Ending Accumulated Depreciation
1138	(D)LOAN FEES	08/21/18	461	84M	HY	43	41,225.				41,225.	13,742.		27,483.	41,225.
1139	(D)ASPHALT PAVING	10/02/19	SL	15.00		16	31,750.				31,750.	2,646.		1,411.	4,057.
1140	(D)ASPHALT PAVING	09/13/20	SL	15.00		16	32,000.				32,000.	711.		1,422.	2,133.
1141	(D)ROOFING - BUILDINGS 17/32	12/27/20	SL	27.50	MM	16	24,400.				24,400.			592.	592.
1142	(D)LAND	07/24/16	L				7,513,333.				7,513,333.			0.	
1143	(D)BUILDING	07/24/16	SL	27.50	MM	16	8,556,465.				8,556,465.	1,374,219.		207,429.	1,581,648.
1144	(D)LOAN FEES	09/13/18	461	60M	HY	43	60,875.				60,875.	28,409.		32,466.	60,875.
1145	(D)ROOFING - D BUILDING	08/20/19	SL	27.50	MM	16	33,630.				33,630.	1,631.		815.	2,446.
1146	(D)ROOFING - BUILDING 380	07/22/20	SL	27.50	MM	16	57,000.				57,000.	864.		1,382.	2,246.
1147	(D)STAIRWAY & CATWALK - BUILDING 380	09/30/20	SL	27.50	MM	16	43,750.				43,750.	398.		1,061.	1,459.
1148	(D)SWIMMING POOLS	12/13/20	SL	15.00		16	23,360.				23,360.	130.		1,038.	1,168.
1149	(D)LAND	07/24/16	L				6,815,789.				6,815,789.			0.	
1150	(D)BUILDING	07/24/16	SL	27.50	MM	16	11667625.				11667625.	1,873,890.		282,852.	2,156,742.
1151	(D)LOAN FEES	08/21/18	461	84M	HY	43	52,215.				52,215.	17,405.		34,810.	52,215.
1152	(D)ROOF - BUILDING G	06/27/19	SL	27.50	MM	16	68,000.				68,000.	3,709.		1,648.	5,357.
1153	(D)ROOF - NE CARPORT	09/20/20	SL	27.50	MM	16	20,000.				20,000.	182.		485.	667.
1154	(D)ASPHALT PAVING	12/31/20	SL	15.00		16	22,240.				22,240.			988.	988.
1155	(D)ROOF - BUILDINGS C & D	12/31/20	SL	27.50	MM	16	27,250.				27,250.			661.	661.

2021 DEPRECIATION AND AMORTIZATION REPORT

RENTAL REAL ESTATE - ALL PROPERTIES

RENT 75

Asset No.	Description	Date Acquired	Method	Life	Conv	Line No.	Unadjusted Cost Or Basis	Bus % Excl	Section 179 Expense	* Reduction In Basis	Basis For Depreciation	Beginning Accumulated Depreciation	Current Sec 179 Expense	Current Year Deduction	Ending Accumulated Depreciation
1156	(D)LAND	07/24/16	L				6,894,892.				6,894,892.			0.	
1157	(D)BUILDING	07/24/16	SL	27.50	MM	16	10280064.				10280064.	1,651,040.		249,214.	1,900,254.
1158	(D)ROOF - BUILDING J	08/29/18	SL	27.50	MM	16	24,154.				24,154.	2,049.		586.	2,635.
1159	(D)ROOF - BUILDING N	12/19/18	SL	27.50	MM	16	24,154.				24,154.	1,757.		586.	2,343.
1160	(D)ROOF - BUILDING I	06/30/19	SL	27.50	MM	16	31,457.				31,457.	1,717.		763.	2,480.
1161	(D)ROOF - BUILDING M	07/22/20	SL	27.50	MM	16	29,678.				29,678.	450.		719.	1,169.
1162	(D)ROOF - BUILDING H	12/27/20	SL	27.50	MM	16	23,546.				23,546.			571.	571.
1163	(D)LAND	07/24/16	L				5,375,000.				5,375,000.			0.	
1164	(D)BUILDING	07/24/16	SL	27.50	MM	16	5,366,629.				5,366,629.	861,914.		130,100.	992,014.
1165	(D)LOAN FEES	08/21/18	461	36M	HY	43	24,284.				24,284.	18,889.		5,395.	24,284.
1166	(D)ROOFING - BUILDING F UNITS 2, 4, & 6; BUILDING C	10/24/19	SL	27.50	MM	16	24,960.				24,960.	1,059.		605.	1,664.
1167	(D)STAIRWAY - BUILDINGS C2 & E8	02/25/20	SL	27.50	MM	16	13,790.				13,790.	418.		334.	752.
1168	(D)BALCONY - D14	10/04/20	SL	27.50	MM	16	5,320.				5,320.	48.		129.	177.
1169	(D)LAND	07/24/16	L				3,733,210.				3,733,210.			0.	
1170	(D)BUILDING	07/24/16	SL	27.50	MM	16	5,060,199.				5,060,199.	812,699.		122,671.	935,370.
1171	(D)LOAN FEES	09/13/18	461	84M	HY	43	46,037.				46,037.	15,346.		30,691.	46,037.
1172	(D)ROOFING - BUILDINGS 1, 4 & 5	11/22/20	SL	27.50	MM	16	34,800.				34,800.	105.		844.	949.
1173	(D)LAND	07/24/16	L				3,469,565.				3,469,565.			0.	



2021 DEPRECIATION AND AMORTIZATION REPORT

RENTAL REAL ESTATE - ALL PROPERTIES

RENT 75

Asset No.	Description	Date Acquired	Method	Life	Conv	Line No.	Unadjusted Cost Or Basis	Bus % Excl	Section 179 Expense	* Reduction In Basis	Basis For Depreciation	Beginning Accumulated Depreciation	Current Sec 179 Expense	Current Year Deduction	Ending Accumulated Depreciation
1174	(D)BUILDING	07/24/16	SL	27.50	MM	16	5,193,041.				5,193,041.	834,033.		125,892.	959,925.
1175	(D)ROOFING - UNITS 39 - 57	12/27/19	SL	27.50	MM	16	60,000.				60,000.	2,182.		1,455.	3,637.
1176	(D)ROOFING - BUILDINGS 1-12	12/13/20	SL	27.50	MM	16	18,500.				18,500.			448.	448.
1177	(D)LAND	07/24/16	L				11027397.				11027397.			0.	
1178	(D)BUILDING	07/24/16	SL	27.50	MM	16	11923714.				11923714.	1,915,021.		289,060.	2,204,081.
1179	(D)LOAN FEES	08/21/18	461	36M	HY	43	51,051.				51,051.	39,706.		11,345.	51,051.
1180	(D)ROOF - BUILDING 8	08/07/18	SL	27.50	MM	16	42,380.				42,380.	3,595.		1,027.	4,622.
1181	(D)ROOF - BUILDING 1	10/01/18	SL	27.50	MM	16	42,500.				42,500.	3,347.		1,030.	4,377.
1182	(D)ROOF - BUILDING 3	04/19/19	SL	27.50	MM	16	45,500.				45,500.	2,758.		1,103.	3,861.
1183	(D)ASPHALT PAVING	12/16/19	SL	15.00	16		40,000.				40,000.	2,667.		1,778.	4,445.
1184	(D)ROOFING - BUILDING 2	10/09/19	SL	27.50	MM	16	31,886.				31,886.	1,449.		773.	2,222.
1185	(D)ROOFING - BUILDING 2 SOUTH SIDE	05/20/20	SL	27.50	MM	16	28,560.				28,560.	606.		692.	1,298.
1186	(D)ROOFING - BUILDING 6	07/22/20	SL	27.50	MM	16	49,300.				49,300.	747.		1,195.	1,942.
1187	(D)ASPHALT PAVING	12/16/20	SL	15.00	16		42,000.				42,000.			1,867.	1,867.
1188	(D)BALCONIES & WALKWAY - UNITS F, G, M & N	12/27/20	SL	27.50	MM	16	18,778.				18,778.			455.	455.
1189	(D)LAND	07/24/16	L				3,545,121.				3,545,121.			0.	
1190	(D)BUILDING	07/24/16	SL	27.50	MM	16	4,980,113.				4,980,113.	799,837.		120,730.	920,567.
1191	(D)LOAN FEES	08/21/18	461	36M	HY	43	22,997.				22,997.	17,887.		5,110.	22,997.

2021 DEPRECIATION AND AMORTIZATION REPORT

RENTAL REAL ESTATE - ALL PROPERTIES

RENT 75

Asset No.	Description	Date Acquired	Method	Life	Conv	Line No.	Unadjusted Cost Or Basis	Bus % Excl	Section 179 Expense	* Reduction In Basis	Basis For Depreciation	Beginning Accumulated Depreciation	Current Sec 179 Expense	Current Year Deduction	Ending Accumulated Depreciation
1192	(D)ROOF - UNITS 41-52	10/01/18	SL	27.50		MM16	27,000.				27,000.	2,128.		655.	2,783.
1193	(D)ROOF - BUILDINGS 9-16	03/12/19	SL	27.50		MM16	30,000.				30,000.	1,909.		727.	2,636.
1194	(D)BALCONIES - UNITS 13 & 15	03/03/20	SL	27.50		MM16	11,672.				11,672.	354.		283.	637.
1195	(D)ROOF - BUILDINGS A & C	05/13/20	SL	27.50		MM16	60,000.				60,000.	1,455.		1,455.	2,910.
1196	(D)LAND	07/24/16	L				1,217,391.				1,217,391.			0.	
1197	(D)BUILDING	07/24/16	SL	27.50		MM16	3,028,136.				3,028,136.	486,337.		73,409.	559,746.
1198	(D)ROOFING - BUILDING 1	12/10/19	SL	27.50		MM16	40,850.				40,850.	1,609.		990.	2,599.
1199	(D)ROOFING - BUILDING 1	12/27/20	SL	27.50		MM16	40,850.				40,850.			990.	990.
1200	(D)LAND	07/24/16	L				6,882,681.				6,882,681.			0.	
1201	(D)BUILDING	07/24/16	SL	27.50		MM16	12341200.				12341200.	1,982,073.		299,181.	2,281,254.
1202	(D)LOAN FEES	08/21/18	461	84M		HY43	54,126.				54,126.	18,042.		36,084.	54,126.
1203	(D)ROOF - BUILDINGS D & F	06/27/19	SL	27.50		MM16	54,400.				54,400.	2,966.		1,319.	4,285.
1204	(D)BALCONY - UNIT F6	07/22/20	SL	27.50		MM16	11,062.				11,062.	168.		268.	436.
1205	(D)ROOF - BUILDING L	08/19/20	SL	27.50		MM16	52,920.				52,920.	641.		1,283.	1,924.
1206	(D)STAIRWAY & CATWALK	12/31/20	SL	27.50		MM16	11,062.				11,062.			268.	268.
1207	(D)DECK & LANDINGS - UNITS L7 & L8	10/28/20	SL	27.50		MM16	7,708.				7,708.	47.		187.	234.
1208	(D)LAND	07/24/16	L				11750000.				11750000.			0.	
1209	(D)BUILDING	07/24/16	SL	27.50		MM16	11680606.				11680606.	1,875,977.		283,166.	2,159,143.

2021 DEPRECIATION AND AMORTIZATION REPORT

RENTAL REAL ESTATE - ALL PROPERTIES

RENT 75

Asset No.	Description	Date Acquired	Method	Life	Conv	Line No.	Unadjusted Cost Or Basis	Bus % Excl	Section 179 Expense	* Reduction In Basis	Basis For Depreciation	Beginning Accumulated Depreciation	Current Sec 179 Expense	Current Year Deduction	Ending Accumulated Depreciation
1210	(D)LOAN FEES	08/21/18	461	36M	HY	43	62,091.				62,091.	48,294.		13,797.	62,091.
1211	(D)ROOF - BUILDING 336	07/23/19	SL	27.50	MM	16	91,300.				91,300.	4,703.		2,213.	6,916.
1212	(D)BALCONY - BUILDING 1086 UNIT 10	08/29/19	SL	27.50	MM	16	8,000.				8,000.	388.		194.	582.
1213	(D)BALCONY & CATWALK - BUILDING 1094	11/19/19	SL	27.50	MM	16	67,525.				67,525.	2,660.		1,637.	4,297.
1214	(D)BALCONY - BUILDING 358 UNIT 8	03/25/20	SL	27.50	MM	16	10,775.				10,775.	294.		261.	555.
1215	(D)BALCONIES - BUILDINGS 1065-13 & 14, 1077-11, & 104	05/06/20	SL	27.50	MM	16	39,650.				39,650.	961.		961.	1,922.
1216	(D)BALCONIES - BUILDINGS 1065-10 & 14, & 1077-9	08/05/20	SL	27.50	MM	16	24,800.				24,800.	376.		601.	977.
1217	(D)ROOF - BUILDINGS 1086 & 1094	09/30/20	SL	27.50	MM	16	101,800.				101,800.	925.		2,468.	3,393.
1218	(D)SWIMMING POOL	10/07/20	SL	15.00		16	19,619.				19,619.	327.		872.	1,199.
1219	(D)LAND	07/24/16	L				3,675,000.				3,675,000.			0.	
1220	(D)BUILDING	07/24/16	SL	27.50	MM	16	3,658,263.				3,658,263.	587,538.		88,685.	676,223.
1221	(D)LOAN FEES	09/13/18	461	84M	HY	43	40,095.				40,095.	13,365.		26,730.	40,095.
1222	(D)BALCONIES - UNITS 43/44	10/29/19	SL	27.50	MM	16	15,250.				15,250.	647.		370.	1,017.
1223	(D)ROOFING - BUILDINGS N & E UNITS 18-24	05/20/20	SL	27.50	MM	16	38,800.				38,800.	823.		941.	1,764.
1224	(D)BALCONIES - UNITS 11 & 12	06/24/20	SL	27.50	MM	16	15,800.				15,800.	287.		383.	670.
1225	(D)DECKS & PATIOS - UNITS 26, 27, 30 & 31	10/19/20	SL	27.50	MM	16	15,800.				15,800.	96.		383.	479.
1226	(D)LAND	07/24/16	L				5,406,390.				5,406,390.			0.	
1227	(D)BUILDING	07/24/16	SL	27.50	MM	16	15767522.				15767522.	2,532,359.		382,243.	2,914,602.

2021 DEPRECIATION AND AMORTIZATION REPORT

RENTAL REAL ESTATE - ALL PROPERTIES

RENT 75

Asset No.	Description	Date Acquired	Method	Life	Conv	Line No.	Unadjusted Cost Or Basis	Bus % Excl	Section 179 Expense	* Reduction In Basis	Basis For Depreciation	Beginning Accumulated Depreciation	Current Sec 179 Expense	Current Year Deduction	Ending Accumulated Depreciation
1228	(D)LOAN FEES	08/21/18	461	36M		HY43	55,112.				55,112.	42,865.		12,247.	55,112.
1229	(D)PARKING LOT - REPAVE AND SLURRY	12/17/18	SL	15.00		16	37,700.				37,700.	5,598.		1,676.	7,274.
1230	(D)ROOF - BUILDINGS 148 & 152	06/30/19	SL	27.50		MM16	69,592.				69,592.	3,795.		1,687.	5,482.
1231	(D)ROOF - BUILDING 146	11/22/20	SL	27.50		MM16	63,880.				63,880.	194.		1,549.	1,743.
1232	(D)PARKING GUARD RAILINGS	12/13/20	SL	15.00		16	5,056.				5,056.	28.		225.	253.
1233	(D)LAND	07/24/16	L				3,610,734.				3,610,734.			0.	
1234	(D)BUILDING	07/24/16	SL	27.50		MM16	4,675,307.				4,675,307.	750,883.		113,341.	864,224.
1235	(D)LOAN FEES	09/13/18	461	84M		HY43	45,010.				45,010.	15,003.		30,007.	45,010.
1236	(D)BALCONIES - UNITS 201, 206, 218, 219, 229 & 230	08/09/20	SL	27.50		MM16	34,650.				34,650.	525.		840.	1,365.
1237	(D)ROOFING - PORTION OF WEST BUILDING	06/14/20	SL	27.50		MM16	37,000.				37,000.	785.		897.	1,682.
1238	(D)LAND	07/24/16	L				8,510,638.				8,510,638.			0.	
1239	(D)BUILDING	07/24/16	SL	27.50		MM16	11474459.				11474459.	1,842,867.		278,169.	2,121,036.
1240	(D)LOAN FEES	09/13/18	461	84M		HY43	66,364.				66,364.	22,121.		44,243.	66,364.
1241	(D)ROOFING - BUILDINGS 57/75	10/24/19	SL	27.50		MM16	78,800.				78,800.	3,343.		1,910.	5,253.
1242	(D)ASPHALT PAVING	12/09/20	SL	15.00		16	28,995.				28,995.	161.		1,289.	1,450.
1243	(D)ROOFING - BUILDINGS 76/91	12/27/20	NC	27.50		MM	24,500.				24,500.			0.	
1244	(D)LAND	07/24/16	L				2,439,777.				2,439,777.			0.	
1245	(D)BUILDING	07/24/16	SL	27.50		MM16	9,470,358.				9,470,358.	1,520,998.		229,584.	1,750,582.

2021 DEPRECIATION AND AMORTIZATION REPORT

RENTAL REAL ESTATE - ALL PROPERTIES

RENT 75

Asset No.	Description	Date Acquired	Method	Life	Conv	Line No.	Unadjusted Cost Or Basis	Bus % Excl	Section 179 Expense	* Reduction In Basis	Basis For Depreciation	Beginning Accumulated Depreciation	Current Sec 179 Expense	Current Year Deduction	Ending Accumulated Depreciation
1246	(D)PARKING LOT - REPAVE AND STRIPE	11/20/18	SL	15.00		16	26,189.				26,189.	3,889.		1,164.	5,053.
1247	(D)ROOF - BUILDING 204	03/04/19	SL	27.50	MM	16	35,000.				35,000.	2,227.		848.	3,075.
1248	(D)ROOFING - BUILDING 202	09/17/19	SL	27.50	MM	16	28,400.				28,400.	1,291.		688.	1,979.
1249	(D)STAIRWAY - UNIT 17	09/02/20	SL	27.50	MM	16	13,000.				13,000.	158.		315.	473.
1250	(D)BUILDING IMPROVEMENTS - UNITS 28-33 & 47	05/20/20	SL	27.50	MM	16	82,000.				82,000.	1,739.		1,988.	3,727.
1251	(D)ROOFING - BUILDINGS 202 & 208	12/27/20	SL	27.50	MM	16	48,800.				48,800.			1,183.	1,183.
1252	(D)LAND	07/24/16	L				2,307,692.				2,307,692.			0.	
1253	(D)BUILDING	07/24/16	SL	27.50	MM	16	2,192,308.				2,192,308.	352,097.		53,147.	405,244.
1254	(D)LAND	07/24/16	L				706,481.				706,481.			0.	
1255	(D)BUILDING	07/24/16	SL	27.50	MM	16	2,015,900.				2,015,900.	323,767.		48,870.	372,637.
1256	(D)WINDOW REPLACEMENT - UNITS 2-5, 8, 11-16, 18-20	11/22/20	SL	27.50	MM	16	13,826.				13,826.	42.		335.	377.
1257	(D)LAND	07/24/16	L				1,611,994.				1,611,994.			0.	
1258	(D)BUILDING	07/24/16	SL	27.50	MM	16	1,397,062.				1,397,062.	224,376.		33,868.	258,244.
1259	(D)ASPHALT PAVING	08/05/20	SL	15.00		16	7,000.				7,000.	194.		311.	505.
1260	(D)ROOFING - LAUNDRY ROOM	12/13/20	SL	27.50	MM	16	2,000.				2,000.			48.	48.
1261	(D)LAND	07/24/16	L				3,734,644.				3,734,644.			0.	
1262	(D)BUILDING	07/24/16	SL	27.50	MM	16	2,103,428.				2,103,428.	337,823.		50,992.	388,815.
1263	(D)ROOF - BUILDING 632	05/14/19	SL	27.50	MM	16	48,000.				48,000.	2,763.		1,164.	3,927.

2021 DEPRECIATION AND AMORTIZATION REPORT

RENTAL REAL ESTATE - ALL PROPERTIES

RENT 75

Asset No.	Description	Date Acquired	Method	Life	Conv	Line No.	Unadjusted Cost Or Basis	Bus % Excl	Section 179 Expense	* Reduction In Basis	Basis For Depreciation	Beginning Accumulated Depreciation	Current Sec 179 Expense	Current Year Deduction	Ending Accumulated Depreciation
1264	(D)ASPHALT PAVING	08/05/20	SL	15.00		16	11,100.				11,100.	308.		493.	801.
1265	(D)ROOF - BUILDING 640	10/04/20	SL	27.50	MM	16	20,500.				20,500.	186.		497.	683.
1266	(D)LAND	07/24/16	L				3,266,666.				3,266,666.			0.	
1267	(D)BUILDING	07/24/16	SL	27.50	MM	16	1,627,286.				1,627,286.	261,352.		39,449.	300,801.
1268	(D)ROOFING - UNITS 28-31	03/25/20	SL	27.50	MM	16	24,000.				24,000.	655.		582.	1,237.
1269	(D)STAIRWAY & LANDINGS - UNITS 28-31	11/30/20	SL	27.50	MM	16	7,300.				7,300.	22.		177.	199.
1270	(D)LAND	07/24/16	L				3,034,285.				3,034,285.			0.	
1271	(D)BUILDING	07/24/16	SL	27.50	MM	16	4,045,715.				4,045,715.	649,767.		98,078.	747,845.
1272	(D)LAND	07/24/16	L				3,080,000.				3,080,000.			0.	
1273	(D)BUILDING	07/24/16	SL	27.50	MM	16	4,065,888.				4,065,888.	653,005.		98,567.	751,572.
1274	(D)STAIRWAY - UNITS 11/23 & 12/24	09/18/19	SL	27.50	MM	16	10,000.				10,000.	455.		242.	697.
1275	(D)PRIVACY WOOD FENCES - UNITS 3, 5, 10, 12, 25, 26 &	06/03/20	SL	27.50	MM	16	4,760.				4,760.	101.		115.	216.
1276	(D)DECKS & PATIOS - UNITS 14, 17, 18, 35, 38, 43, 44	12/09/20	SL	27.50	MM	16	6,860.				6,860.	21.		166.	187.
1277	(D)LAND	07/24/16	L				1,673,076.				1,673,076.			0.	
1278	(D)BUILDING	07/24/16	SL	27.50	MM	16	2,666,992.				2,666,992.	428,337.		64,654.	492,991.
1279	(D)ROOF - BUILDING 240	05/29/19	SL	27.50	MM	16	29,800.				29,800.	1,717.		722.	2,439.
1280	(D)ROOF - BUILDING 242	09/05/20	SL	27.50	MM	16	22,800.				22,800.	276.		553.	829.
1281	(D)LAND	07/24/16	L				2,514,285.				2,514,285.			0.	

2021 DEPRECIATION AND AMORTIZATION REPORT

RENTAL REAL ESTATE - ALL PROPERTIES

RENT 75

Asset No.	Description	Date Acquired	Method	Life	Conv	Line No.	Unadjusted Cost Or Basis	Bus % Excl	Section 179 Expense	* Reduction In Basis	Basis For Depreciation	Beginning Accumulated Depreciation	Current Sec 179 Expense	Current Year Deduction	Ending Accumulated Depreciation
1282	(D)BUILDING	07/24/16	SL	27.50	MM	16	4,509,174.				4,509,174.	724,199.		109,313.	833,512.
1283	(D)ROOF - UNITS 39-50	08/28/18	SL	27.50	MM	16	27,000.				27,000.	2,291.		655.	2,946.
1284	(D)ROOF - UNITS 1-14	05/30/19	SL	27.50	MM	16	30,000.				30,000.	1,727.		727.	2,454.
1285	(D)ROOF - UNITS 15-26	06/10/20	SL	27.50	MM	16	30,400.				30,400.	645.		737.	1,382.
1286	(D)LAND	07/24/16	L				1,147,826.				1,147,826.			0.	
1287	(D)BUILDING	07/24/16	SL	27.50	MM	16	2,494,322.				2,494,322.	400,603.		60,468.	461,071.
1288	(D)ROOFING - BUILDING 17-24	12/23/19	SL	27.50	MM	16	28,800.				28,800.	1,047.		698.	1,745.
1289	(D)ROOFING - CENTER ST. BLDG	10/19/20	SL	27.50	MM	16	24,000.				24,000.	145.		582.	727.
1290	(D)LAND	07/24/16	L				4,228,651.				4,228,651.			0.	
1291	(D)BUILDING	07/24/16	SL	27.50	MM	16	5,384,219.				5,384,219.	864,739.		130,527.	995,266.
1292	(D)ROOF - BUILDING C	10/01/18	SL	27.50	MM	16	82,000.				82,000.	6,460.		1,988.	8,448.
1293	(D)ROOFING - BUILDING B	08/14/19	SL	27.50	MM	16	58,000.				58,000.	2,988.		1,406.	4,394.
1294	(D)ROOFING - BUILDING B & ANCILLARY BUILDING	12/31/20	SL	27.50	MM	16	59,610.				59,610.			1,445.	1,445.
1295	(D)LAND	07/24/16	L				3,958,333.				3,958,333.			0.	
1296	(D)BUILDING	07/24/16	SL	27.50	MM	16	5,521,325.				5,521,325.	886,759.		133,850.	1,020,609.
1297	(D)ROOF	05/04/17	SL	27.50	MM	16	38,603.				38,603.	5,032.		936.	5,968.
1298	(D)ROOF - BUILDING E	05/30/19	SL	27.50	MM	16	24,000.				24,000.	1,382.		582.	1,964.
1299	(D)ROOF	07/30/19	SL	27.50	MM	16	24,900.				24,900.	1,282.		604.	1,886.

2021 DEPRECIATION AND AMORTIZATION REPORT

RENTAL REAL ESTATE - ALL PROPERTIES

RENT 75

Asset No.	Description	Date Acquired	Method	Life	Conv	Line No.	Unadjusted Cost Or Basis	Bus % Excl	Section 179 Expense	* Reduction In Basis	Basis For Depreciation	Beginning Accumulated Depreciation	Current Sec 179 Expense	Current Year Deduction	Ending Accumulated Depreciation
1300	(D)ASPHALT PAVING	10/28/19	SL	15.00		16	12,000.				12,000.	933.		533.	1,466.
1301	(D)BALCONIES - UNITS I8, E8 & J8	04/12/20	SL	27.50	MM	16	15,000.				15,000.	409.		364.	773.
1302	(D)BALCONIES - UNITS G2, H2 & B8	07/29/20	SL	27.50	MM	16	16,500.				16,500.	250.		400.	650.
1303	(D)ROOF - BUILDING B	05/20/20	SL	27.50	MM	16	25,000.				25,000.	530.		606.	1,136.
1304	(D)LAND	07/24/16	L				8,562,857.				8,562,857.			0.	
1305	(D)BUILDING	07/24/16	SL	27.50	MM	16	9,925,732.				9,925,732.	1,594,134.		240,624.	1,834,758.
1306	(D)ASPHALT PAVING	08/05/19	SL	15.00		16	26,342.				26,342.	2,488.		1,171.	3,659.
1307	(D)ROOFING - BUILDINGS 61-68	09/11/19	SL	27.50	MM	16	26,500.				26,500.	1,285.		642.	1,927.
1308	(D)BALCONIES - UNITS 45-46	05/20/20	SL	27.50	MM	16	11,500.				11,500.	244.		279.	523.
1309	(D)ROOFING - OFFICE & LAUNDRY ROOM	03/25/20	SL	27.50	MM	16	8,000.				8,000.	218.		194.	412.
1310	(D)ASPHALT PAVING	12/27/20	SL	15.00		16	14,000.				14,000.			622.	622.
1311	(D)BALCONIES - UNITS 87/88	11/22/20	SL	27.50	MM	16	13,450.				13,450.	41.		326.	367.
1312	(D)ROOFING - BUILDINGS 17/40	12/27/20	SL	27.50	MM	16	35,000.				35,000.			848.	848.
1313	(D)LAND	07/24/16	L				8,571,428.				8,571,428.			0.	
1314	(D)BUILDING	07/24/16	SL	27.50	MM	16	13928572.				13928572.	2,237,015.		337,662.	2,574,677.
1315	(D)LOAN FEES	09/13/18	461	60M	HY	43	74,592.				74,592.	34,809.		39,783.	74,592.
1316	(D)ASPHALT PAVING	09/09/20	SL	15.00		16	27,948.				27,948.	621.		1,242.	1,863.
1317	(D)ROOFING - BUILDINGS 31/46	12/31/20	NC	27.50	MM		24,500.				24,500.			0.	



2021 DEPRECIATION AND AMORTIZATION REPORT

RENTAL REAL ESTATE - ALL PROPERTIES

RENT 75

Asset No.	Description	Date Acquired	Method	Life	Conv	Line No.	Unadjusted Cost Or Basis	Bus % Excl	Section 179 Expense	* Reduction In Basis	Basis For Depreciation	Beginning Accumulated Depreciation	Current Sec 179 Expense	Current Year Deduction	Ending Accumulated Depreciation
1318	(D)LAND	07/24/16	L				3,066,666.				3,066,666.			0.	
1319	(D)BUILDING	07/24/16	SL	27.50	MM	16	6,128,530.				6,128,530.	984,278.		148,570.	1,132,848.
1320	(D)LOAN FEES	09/13/18	461	60M	HY	43	32,679.				32,679.	15,251.		17,428.	32,679.
1321	(D)DECKS & PATIOS - UNITS 202, 205 & 206	12/09/20	SL	27.50	MM	16	12,900.				12,900.	39.		313.	352.
1322	(D)STAIRWAY & LANDINGS - UNITS 202, 205 & 206	12/09/20	SL	27.50	MM	16	12,770.				12,770.	39.		310.	349.
1323	(D)LAND	07/24/16	L				8,932,242.				8,932,242.			0.	
1324	(D)BUILDING	07/24/16	SL	27.50	MM	16	10044929.				10044929.	1,613,275.		243,513.	1,856,788.
1325	(D)LOAN FEES	09/13/18	461	60M	HY	43	64,513.				64,513.	30,106.		34,407.	64,513.
1326	(D)WINDOW REPLACEMENTS - UNITS 330-15, 330-16, 850-13	07/30/19	SL	27.50	MM	16	64,600.				64,600.	3,328.		1,566.	4,894.
1327	(D)ROOFING - BUILDING 850 UNITS 12 & 14, 840 UNITS 5 & 4	09/11/19	SL	27.50	MM	16	20,550.				20,550.	996.		498.	1,494.
1328	(D)WINDOW REPLACEMENTS - UNITS 322-3 & 4	06/10/20	SL	27.50	MM	16	35,000.				35,000.	742.		848.	1,590.
1329	(D)ROOFING - BUILDINGS 840 UNITS 5/8 & 850 UNITS 11/14	12/27/20	SL	27.50	MM	16	17,500.				17,500.			424.	424.
1330	(D)BUILDING	07/24/16	SL	27.50	MM	16	11486391.				11486391.	1,844,784.		278,458.	2,123,242.
1331	(D)ASPHALT PAVING	12/17/19	SL	15.00		16	20,100.				20,100.	1,340.		893.	2,233.
1332	(D)ROOFING - UNITS 1-10 & 37-40	06/28/20	SL	27.50	MM	16	65,380.				65,380.	1,189.		1,585.	2,774.
1333	(D)ROOFING - OFFICE & POOL ROOM	08/12/20	SL	27.50	MM	16	4,000.				4,000.	61.		97.	158.
1345	(D)LAND	07/24/16	L				1,568,181.				1,568,181.			0.	
1346	(D)BUILDING	07/24/16	SL	27.50	MM	16	3,031,819.				3,031,819.	486,929.		73,499.	560,428.

2021 DEPRECIATION AND AMORTIZATION REPORT

RENTAL REAL ESTATE - ALL PROPERTIES

RENT 75

Asset No.	Description	Date Acquired	Method	Life	Conv	Line No.	Unadjusted Cost Or Basis	Bus % Excl	Section 179 Expense	* Reduction In Basis	Basis For Depreciation	Beginning Accumulated Depreciation	Current Sec 179 Expense	Current Year Deduction	Ending Accumulated Depreciation
1347	(D)LOAN FEES	09/13/18	461	60M	HY	43	14,076.				14,076.	6,569.		7,507.	14,076.
1348	(D)LAND	07/24/16	L				15480027.				15480027.			0.	
1349	(D)BUILDING	07/24/16	SL	27.50	MM	16	13271155.				13271155.	2,131,428.		321,725.	2,453,153.
1350	(D)ROOF	06/18/18	SL	27.50	MM	16	16,108.				16,108.	1,464.		390.	1,854.
1351	(D)LOAN FEES	08/21/18	461	36M	HY	43	61,137.				61,137.	47,551.		13,586.	61,137.
1352	(D)ROOF - BUILDINGS I & R	11/12/18	SL	27.50	MM	16	32,000.				32,000.	2,426.		776.	3,202.
1353	(D)DECKS & PATIOS - UNITS 27/25 & 47/45	07/23/18	SL	27.50	MM	16	20,785.				20,785.	1,828.		504.	2,332.
1354	(D)BALCONIES - UNITS 93, 95, 98 & 100	09/17/18	SL	27.50	MM	16	20,980.				20,980.	1,717.		509.	2,226.
1355	(D)BALCONIES - UNITS 110 & 112	12/06/18	SL	27.50	MM	16	10,490.				10,490.	762.		254.	1,016.
1356	(D)BALCONIES - UNITS 220, 223, 226 & 228	06/11/19	SL	27.50	MM	16	40,000.				40,000.	2,183.		970.	3,153.
1357	(D)ROOF - BUILDINGS B & G	05/09/19	SL	27.50	MM	16	45,676.				45,676.	2,630.		1,107.	3,737.
1358	(D)ASPHALT PAVING	08/12/20	SL	15.00		16	39,200.				39,200.	1,089.		1,742.	2,831.
1359	(D)BALCONIES - UNITS 118/120 & 125/127	03/29/20	SL	27.50	MM	16	19,800.				19,800.	540.		480.	1,020.
1360	(D)BALCONIES - UNITS 54/56, 62/64, 66/68 & 69/71	08/12/20	SL	27.50	MM	16	40,000.				40,000.	606.		970.	1,576.
1361	(D)ROOFING - BUILDING K	11/08/20	SL	27.50	MM	16	22,112.				22,112.	134.		536.	670.
1362	(D)ROOFING - OFFICE BUILDING	11/08/20	SL	27.50	MM	16	7,714.				7,714.	47.		187.	234.
1363	(D)LAND	07/24/16	L				8,578,315.				8,578,315.			0.	
1364	(D)BUILDING	07/24/16	SL	27.50	MM	16	8,803,977.				8,803,977.	1,413,975.		213,430.	1,627,405.

2021 DEPRECIATION AND AMORTIZATION REPORT

RENTAL REAL ESTATE - ALL PROPERTIES

RENT 75

Asset No.	Description	Date Acquired	Method	Life	Conv	Line No.	Unadjusted Cost Or Basis	Bus % Excl	Section 179 Expense	* Reduction In Basis	Basis For Depreciation	Beginning Accumulated Depreciation	Current Sec 179 Expense	Current Year Deduction	Ending Accumulated Depreciation
1365	(D)LOAN FEES	09/13/18	461	60M		HY43	62,641.				62,641.	29,232.		33,409.	62,641.
1366	(D)STAIRWELL - UNITS 105/205 & 106-206	07/31/19	SL	27.50		MM16	9,530.				9,530.	491.		231.	722.
1367	(D)ASPHALT PAVING	10/16/19	SL	15.00		16	29,424.				29,424.	2,289.		1,308.	3,597.
1368	(D)STAIRWAY - UNITS 201/202, 207/208, 236/237, 245-248	12/23/19	SL	27.50		MM16	59,695.				59,695.	2,171.		1,447.	3,618.
1369	(D)STAIRWAY - UNITS 229/242	12/27/20	SL	27.50		MM16	25,000.				25,000.			606.	606.
1370	(D)LAND	07/24/16	L				9,000,000.				9,000,000.			0.	
1371	(D)BUILDING	07/24/16	SL	27.50		MM16	13472188.				13472188.	2,163,715.		326,598.	2,490,313.
1372	(D)ASPHALT PAVING	10/15/19	SL	15.00		16	20,000.				20,000.	1,666.		889.	2,555.
1373	(D)ROOFING	10/01/19	SL	27.50		MM16	38,580.				38,580.	1,754.		935.	2,689.
1374	(D)BALCONIES - UNITS G2, G4-G12 & N5-N6	02/07/20	SL	27.50		MM16	34,765.				34,765.	1,159.		843.	2,002.
1375	(D)BALCONIES - UNITS F3-F6	02/24/20	SL	27.50		MM16	10,370.				10,370.	314.		251.	565.
1376	(D)BALCONIES - UNITS D3-D4 & E9-E10	06/10/20	SL	27.50		MM16	10,903.				10,903.	231.		264.	495.
1377	(D)BALCONIES - UNITS L3 & L4	06/24/20	SL	27.50		MM16	4,328.				4,328.	79.		105.	184.
1378	(D)BALCONIES - UNITS P9 & P10	07/22/20	SL	27.50		MM16	4,426.				4,426.	67.		107.	174.
1379	(D)STAIRWAY - UNIT L8	07/05/20	SL	27.50		MM16	3,795.				3,795.	69.		92.	161.
1380	(D)STAIRWAY - UNITS H7 & H8	08/09/20	SL	27.50		MM16	3,795.				3,795.	58.		92.	150.
1381	(D)STAIRWAY - UNITS E5-E6 & B1-B2	08/30/20	SL	27.50		MM16	7,590.				7,590.	92.		184.	276.
1382	(D)BALCONIES - UNITS E1 & E2	12/31/20	SL	27.50		MM16	20,469.				20,469.			496.	496.

2021 DEPRECIATION AND AMORTIZATION REPORT

RENTAL REAL ESTATE - ALL PROPERTIES

RENT 75

Asset No.	Description	Date Acquired	Method	Life	Conv	Line No.	Unadjusted Cost Or Basis	Bus % Excl	Section 179 Expense	* Reduction In Basis	Basis For Depreciation	Beginning Accumulated Depreciation	Current Sec 179 Expense	Current Year Deduction	Ending Accumulated Depreciation
1383	(D)ROOFING - BUILDINGS L & N	12/31/20	SL	27.50		MM16	18,600.				18,600.			451.	451.
1384	(D)STAIRWAY - UNITS I7 & I8, F3 & F4	11/15/20	SL	27.50		MM16	6,770.				6,770.	41.		164.	205.
1385	(D)LAND	07/24/16	L				8,158,284.				8,158,284.			0.	
1386	(D)BUILDING	07/24/16	SL	27.50		MM16	12615819.				12615819.	2,026,178.		305,838.	2,332,016.
1387	(D)LOAN FEES	08/21/18	461	84M		HY43	54,783.				54,783.	18,261.		36,522.	54,783.
1388	(D)PARKING LOT - REPAVE	10/22/18	SL	15.00		16	19,000.				19,000.	2,823.		844.	3,667.
1389	(D)ROOFING	11/25/19	SL	27.50		MM16	72,800.				72,800.	2,868.		1,765.	4,633.
1390	(D)ROOFING	12/27/20	SL	27.50		MM16	65,000.				65,000.			1,576.	1,576.
1391	(D)LAND	07/24/16	L				13673801.				13673801.			0.	
1392	(D)BUILDING	07/24/16	SL	27.50		MM16	19987765.				19987765.	3,210,156.		484,552.	3,694,708.
1393	(D)LOAN FEES	08/21/18	461	84M		HY43	85,479.				85,479.	28,493.		56,986.	85,479.
1394	(D)ASPHALT PAVING	11/06/19	SL	15.00		16	40,000.				40,000.	3,111.		1,778.	4,889.
1395	(D)ROOFING	10/08/19	SL	27.50		MM16	96,000.				96,000.	4,364.		2,327.	6,691.
1396	(D)STAIRWAY - BUILDING 829 UNITS F-H, 770 UNITS C-D	10/24/19	SL	27.50		MM16	11,960.				11,960.	507.		290.	797.
1397	(D)ASPHALT PAVING	09/09/20	SL	15.00		16	38,800.				38,800.	862.		1,724.	2,586.
1398	(D)ROOFING - BUILDINGS 748 & 744	07/22/20	SL	27.50		MM16	81,100.				81,100.	1,229.		1,966.	3,195.
1399	(D)STAIRWAY - UNITS 784-F/H, 762-F/H	12/13/20	SL	27.50		MM16	11,980.				11,980.	36.		290.	326.
1400	(D)LAND	07/24/16	L				2,188,392.				2,188,392.			0.	

2021 DEPRECIATION AND AMORTIZATION REPORT

RENTAL REAL ESTATE - ALL PROPERTIES

RENT 75

Asset No.	Description	Date Acquired	Method	Life	Conv	Line No.	Unadjusted Cost Or Basis	Bus % Excl	Section 179 Expense	* Reduction In Basis	Basis For Depreciation	Beginning Accumulated Depreciation	Current Sec 179 Expense	Current Year Deduction	Ending Accumulated Depreciation
1401	(D)BUILDING	07/24/16	SL	27.50	MM	16	2,643,948.				2,643,948.	424,636.		64,096.	488,732.
1402	(D)LOAN FEES	08/21/18	461	36M	HY	43	12,377.				12,377.	9,627.		2,750.	12,377.
1403	(D)LAND	07/24/16	L				1,114,727.				1,114,727.			0.	
1404	(D)BUILDING	07/24/16	SL	27.50	MM	16	1,727,827.				1,727,827.	277,499.		41,887.	319,386.
1405	(D)LOAN FEES	08/21/18	461	36M	HY	43	6,871.				6,871.	5,344.		1,527.	6,871.
1406	(D)LAND	07/24/16	L				1,109,512.				1,109,512.			0.	
1407	(D)BUILDING	07/24/16	SL	27.50	MM	16	2,017,296.				2,017,296.	323,990.		48,904.	372,894.
1408	(D)LOAN FEES	08/21/18	461	36M	HY	43	7,522.				7,522.	5,850.		1,672.	7,522.
1409	(D)LAND	07/24/16	L				965,395.				965,395.			0.	
1410	(D)BUILDING	07/24/16	SL	27.50	MM	16	1,592,903.				1,592,903.	255,832.		38,616.	294,448.
1411	(D)LOAN FEES	08/21/18	461	36M	HY	43	6,220.				6,220.	4,838.		1,382.	6,220.
1412	(D)LAND	07/24/16	L				51739130.				51739130.			0.	
1413	(D)BUILDING	07/24/16	SL	27.50	MM	16	67143037.				67143037.	10783579.		1,627,710.	12411289.
1414	(D)LOAN FEES	08/21/18	461	84M	HY	43	224,030.				224,030.	74,676.		149,354.	224,030.
1415	(D)ELEVATOR - BUILDING 6	03/13/19	SL	27.50	MM	16	130,360.				130,360.	8,296.		3,160.	11,456.
1416	(D)ELEVATOR - BUILDING 9	05/16/19	SL	27.50	MM	16	54,137.				54,137.	3,117.		1,312.	4,429.
1417	(D)GATES	06/27/19	SL	15.00		16	20,425.				20,425.	3,033.		908.	3,941.
1418	(D)ROOF - BUILDING 7	07/25/19	SL	27.50	MM	16	72,500.				72,500.	3,734.		1,758.	5,492.

2021 DEPRECIATION AND AMORTIZATION REPORT

RENTAL REAL ESTATE - ALL PROPERTIES

RENT 75

Asset No.	Description	Date Acquired	Method	Life	Conv Line No.	Unadjusted Cost Or Basis	Bus % Excl	Section 179 Expense	* Reduction In Basis	Basis For Depreciation	Beginning Accumulated Depreciation	Current Sec 179 Expense	Current Year Deduction	Ending Accumulated Depreciation
1419	(D)ELEVATOR #9	11/07/19	SL	27.50	MM16	107,396.				107,396.	4,556.		2,604.	7,160.
1420	(D)ELEVATOR - BUILDING 11	12/22/20	SL	27.50	MM16	139,205.				139,205.			3,375.	3,375.
1421	(D)ROOF - BUILDINGS 8 & 9	06/24/20	SL	27.50	MM16	120,000.				120,000.	2,182.		2,909.	5,091.
1431	(D)LAND	07/24/16	L			1,330,000.				1,330,000.			0.	
1432	(D)BUILDING	07/24/16	SL	27.50	MM16	563,916.				563,916.	90,567.		13,671.	104,238.
1433	(D)ROOFING-BUILDING 1672	07/24/16	SL	27.50	MM16	32,300.				32,300.	1,077.		783.	1,860.
1439	(D)LAND	07/24/16	L			2,597,457.				2,597,457.			0.	
1440	(D)BUILDING	07/24/16	SL	27.50	MM16	3,523,096.				3,523,096.	565,830.		85,408.	651,238.
1441	(D)BUILDING IMPROVEMENTS - FIRE MONITOR SYSTEM	02/28/20	SL	27.50	MM16	39,000.				39,000.	1,182.		945.	2,127.
1442	(D)SWIMMING POOL	11/11/20	SL	15.00	16	10,578.				10,578.	118.		470.	588.
1334	(D)LAND	07/24/16	L			2,211,538.				2,211,538.			0.	
1335	(D)BUILDING	07/24/16	SL	27.50	MM16	3,096,154.				3,096,154.	497,259.		75,058.	572,317.
	(D)984 PEACH AVE			.000	HY16									
	* 990-PF RENTAL TOTAL -					952866310.				952866310.	91750643.		14803534.	106554176.
1336	(D)LAND	07/24/16	L			6,676,342.				6,676,342.			0.	
1337	(D)BUILDING	07/24/16	SL	27.50	MM16	10990841.				10990841.	1,765,197.		266,445.	2,031,642.
1339	(D)ROOF - BUILDING 989 UNITS 57-64	09/04/18	SL	27.50	MM16	50,780.				50,780.	4,155.		1,231.	5,386.
	(D)989 PEACH AVE			.000	HY16									

2021 DEPRECIATION AND AMORTIZATION REPORT

RENTAL REAL ESTATE - ALL PROPERTIES

RENT 75

Asset No.	Description	Date Acquired	Method	Life	Conv	Line No.	Unadjusted Cost Or Basis	Bus % Excl	Section 179 Expense	* Reduction In Basis	Basis For Depreciation	Beginning Accumulated Depreciation	Current Sec 179 Expense	Current Year Deduction	Ending Accumulated Depreciation
1343	(D)ASPHALT PAVING	07/29/20	SL	15.00		16	27,400.				27,400.	761.		1,218.	1,979.
1344	(D)ROOF - BUILDING 1-24 & PART OF 22-24	02/05/20	SL	27.50	MM	16	82,590.				82,590.	2,753.		2,002.	4,755.
	* 990-PF RENTAL TOTAL -						17827953.				17827953.	1,772,866.		270,896.	2,043,762.
1338	(D)LOAN FEES	09/13/18	461	60M	HY	43	74,218.				74,218.	34,636.		39,582.	74,218.
	(D)LOAN FEES			.000	HY	16									
	* 990-PF RENTAL TOTAL -						74,218.				74,218.	34,636.		39,582.	74,218.
	* GRAND TOTAL 990-PF RENTAL DEPR & AMORT						970768481.				970768481.	93558145.		15114012.	108672156.
CURRENT YEAR ACTIVITY															
	BEGINNING BALANCE						970768481.			0.	970768481.	93558145.			108672156.
	ACQUISITIONS						0.			0.	0.	0.			0.
	DISPOSITIONS/RETIRED						970768481.			0.	970768481.	93558145.			108672156.
	ENDING BALANCE						0.			0.	0.	0.			0.

2021 DEPRECIATION AND AMORTIZATION REPORT

FORM 990-PF PAGE 1

990-PF

Asset No.	Description	Date Acquired	Method	Life	Conv	Line No.	Unadjusted Cost Or Basis	Bus % Excl	Section 179 Expense	* Reduction In Basis	Basis For Depreciation	Beginning Accumulated Depreciation	Current Sec 179 Expense	Current Year Deduction	Ending Accumulated Depreciation
597	FURNITURE & EQUIPMENT	07/30/19	SL	5.00		16	31,270.				31,270.	8,860.		6,254.	15,114.
598	FURNITURE & EQUIPMENT	11/09/19	SL	5.00		16	11,373.				11,373.	2,654.		2,275.	4,929.
599	FURNITURE & EQUIPMENT	11/18/19	SL	5.00		16	31,270.				31,270.	6,775.		6,254.	13,029.
608	IMPROVEMENTS	11/02/19		44M		HY43	25,296.				25,296.	8,049.		6,899.	14,948.
919	IMPROVEMENTS	02/01/20		43M		HY43	11,691.				11,691.	2,991.		3,263.	6,254.
	* 990-PF PG 1 TOTAL OTHER						110,900.				110,900.	29,329.		24,945.	54,274.

COPY